



 **SOLVENCY AND
FINANCIAL CONDITION
REPORT 2023**



CREDIT AGRICOLE ASSURANCES





Table of contents

Summary	4
A. Business and performance	6
A.1 Business	6
A.1.1 Scope	6
A.1.2 General presentation.....	6
A.1.3 Significant events and outlook.....	8
A.1.4 Intra-group transactions	10
A.1.5 Information on share capital and ownership	10
A.2 Underwriting Performance	11
A.2.1 Life business.....	11
A.2.2 Non-life business	12
A.3 Investment Performance.....	14
A.4 Performance of other activities	19
A.5 Any other information.....	20
B. System of governance.....	21
B.1 General information on the system of governance	21
B.1.1 Role, responsibilities and missions of governance players	21
B.1.2 Material changes in the governance during the year	26
B.1.3 Compensation policy.....	26
B.1.4 Material transactions with related parties.....	30
B.2 Fit and proper requirements.....	31
B.2.1 Crédit Agricole Assurances' Fit and Proper policy	31
B.2.2 Fit and proper assessment and validation process	31
B.3 Risk management system including the own risk and solvency assessment.....	33
B.3.1 Risk management framework.....	33
B.3.2 Own Risk and Solvency Assessment (ORSA)	33
B.4 Internal control system.....	35
B.5 Internal audit function	37
B.5.1 General principle.....	37
B.5.2 Internal Audit function missions.....	37
B.6 Actuarial function	38
B.7 Outsourcing	39
B.7.1 General principles and objective of the Group's outsourcing policy	39
B.7.2 Intra-group outsourcing arrangements	39
B.7.3 Outsourcing register.....	39
B.8 Any other information.....	40
C. Risk Profile	41
C.1 Underwriting Risk.....	42
C.1.1 Exposure to principal risks	42
C.1.2 Risk management and mitigation	42
C.1.3 Risk concentration.....	43
C.1.4 Sensitivity.....	43
C.2 Market Risk.....	44
C.2.1 Risk exposure	44
C.2.2 Risk management and mitigation	44
C.2.3 Concentration.....	45
C.2.4 Sensitivity.....	45
C.3 Credit risk.....	47
C.3.1 Risk exposure	47
C.3.2 Risk management and mitigation	47



C.3.3 Risk concentration.....	47
C.4 Liquidity risk.....	48
C.4.1 Risk exposure.....	48
C.4.2 Risk management and mitigation.....	48
C.4.3 Sensitivity.....	48
C.5 Operational risk.....	49
C.5.1 Risk exposure.....	49
C.5.2 Risk management and mitigation.....	49
C.5.3 Sensitivity.....	49
C.6 Other material risks.....	50
C.6.1 Risk exposure.....	50
C.6.2 Risk management and mitigation.....	50
C.7 Any other information.....	51
D. Valuation for Solvency Purposes.....	52
D.1 Assets.....	54
D.1.1 Intangible assets and deferred costs.....	55
D.1.2 Deferred tax assets.....	55
D.1.3 Property, plant and equipment.....	55
D.1.4 Financial instruments.....	55
D.1.5 Assets backing unit-linked contracts.....	56
D.1.6 Recoverable amounts in respect of reinsurance contracts (ceded technical provisions).....	57
D.1.7 Cash and cash equivalents.....	57
D.2 Technical provisions.....	58
D.2.1 Summary of technical provisions.....	58
D.2.2 Valuation of technical provisions for solvency purposes.....	59
D.2.3 Segmentation.....	59
D.2.4 Initial recognition.....	59
D.2.5 Best estimate (BE) general valuation principles.....	59
D.2.6 Transitional measures for technical provisions.....	60
D.2.7 Main changes to assumptions used in calculating technical provisions relative to the previous year.....	61
D.2.8 Risk margin.....	61
D.2.9 Level of uncertainty relating to technical provisions.....	61
D.3 Other liabilities.....	62
D.3.1 Provisions and contingent liabilities.....	62
D.3.2 Pension provisions.....	62
D.3.3 Deferred tax liabilities.....	62
D.3.4 Financial liabilities.....	63
D.4 Alternative methods for valuation.....	63
D.5 Any other information.....	63
E. Capital Management.....	64
E.1 Own funds.....	64
E.1.1 Own funds management policy.....	64
E.1.2 Consolidation method.....	64
E.1.3 Basic own funds after deductions and available own funds.....	64
E.1.4 Eligible own funds (excluding owns funds from other financial sectors).....	68
E.2 Solvency Capital Requirement and Minimum Capital Requirement.....	69
E.3 Use of the duration-based equity risk sub-module in the calculation of the Solvency Capital Requirement.....	70
E.4 Differences between the standard formula and any internal model used.....	71
E.5 Non-compliance with the Minimum Capital Requirement and non-compliance with the Solvency Capital Requirement.....	72
E.6 Any other information.....	73
F. Appendices – QRTs.....	74



SUMMARY

Crédit Agricole Assurances, a wholly-owned subsidiary of the Crédit Agricole banking group, presents its solvency and financial condition report (SFCR) for the 2023 financial year in accordance with Solvency II, which came into effect on 1 January 2016, and more specifically the Pillar 3 public disclosures required under the European capital requirements directive.

The purpose of the report is to provide a holistic overview of the Group's insurance business in a Solvency II environment. This report and the various annual quantitative reports (QRT) attached to it summarise and explain the Crédit Agricole Assurances Group's activity and performance, demonstrate the appropriateness of its governance system, present its risk profile, assess the differences in the valuation of its balance sheet between IFRS and Solvency II standards, and evaluate its solvency. This report was presented to the Audit Committee on 27 March 2024 and approved by the Board of Directors of Crédit Agricole Assurances on 2 April 2024.

Business and Performance

Crédit Agricole Assurances is the leading bancassuror in Europe¹ and leading insurer in France² in terms of written premiums. It is a full-service insurer, diversified across three business lines: savings and retirement, Personal Protection/Creditor/Group Insurance and property & casualty insurance.

With revenue³ of €37.2 billion at end-2023 (86.9% in France and 13.1% internationally), net inflows close to break-even in a difficult market context at -€0.3 billion, including +€6.1 billion in unit-linked products, and net income Group share which reached €1,756 million, Crédit Agricole Assurances posted very good performance and confirmed its strength in a difficult market context in line with 2022. Indeed, the emergence of new tensions in the Middle East, the continuation of the Russian-Ukrainian conflict, ever-present inflation, the rise in interest rates and the climate emergency disrupted our society, forcing us to operate despite the uncertainties of our time. It is therefore in this context that the Crédit Agricole Assurances Group and its employees have continued to embody its values and purpose (acting every day in the interest of our customers and society) through concrete, responsible and ambitious actions. In fact, these results demonstrate the relevance of the integrated bancassurance model co-built around the networks of the Crédit Agricole Regional Banks, LCL and the banks of the Crédit Agricole Group in Europe.

System of Governance

Crédit Agricole Assurances, the Group's head company, has a governance system that is adapted to the Group's businesses, in line with its various business lines and its management methods.

The Board of Directors determines the direction of the company's business and oversees its implementation. As head of the Group, it is also responsible for compliance with the legal, regulatory and administrative provisions adopted under the Solvency II Directive. The Board of Directors liaises with Executive Management, which includes the Chief Executive Officer and the other executive directors of Crédit Agricole Assurances, as well as the heads of the four key functions.

This governance system contributes to the achievement of Crédit Agricole Assurances' strategic objectives and ensures effective control of its risks, taking into account their nature, scale and complexity, and monitors them at regular intervals to ensure sound and prudent management of the business.

Risk Profile

Crédit Agricole Assurances' risk profile, described in section C of this report, is based on the major risk identification process, which is the main tool used to identify and assess the risks to which each entity, and more generally the Crédit Agricole Assurances Group, is exposed. The Crédit Agricole Assurances Group's main risks are market and life underwriting risks, linked to the importance of the savings and pensions business. Given its risk profile, the standard formula is adapted to the calculation of the Crédit Agricole Assurances Group's capital requirements. The risks that do not correspond to the standard formula are subject, as is the case for each of the identified risks, to a management and monitoring system that makes it possible, if necessary, to alert governance in the event of deviation from the current management framework.

Valuation for Solvency Purposes

The reporting date for the Crédit Agricole Assurances Group's Solvency II balance sheet is 31 December.

The Solvency II balance sheet is based on an economic valuation of assets and liabilities:

- ▶ assets are valued at the amount for which they could be exchanged between knowledgeable willing parties in an arm's length transaction;
- ▶ liabilities are valued at the amount for which they could be transferred or settled in an arm's length transaction between knowledgeable, willing parties.

¹ CAA internal source, end-2022 data. Crédit Agricole Assurances is known as a bancassurance group because of its membership of the Crédit Agricole Group, whose banking distribution networks sell its insurance products.

² Source: *L'Argus de l'assurance*, 13 December 2023, data as of end-2022

³ "Non-GAAP" revenue



Crédit Agricole Assurances uses IFRS to value its assets and liabilities other than technical provisions for solvency purposes, insofar as these standards comply with the valuation principles of Solvency II. The main adjustments made in the Solvency II balance sheet compared to the IFRS financial statements are set out in part D.

Capital Management

The Crédit Agricole Assurances Group has a capital management policy in place. It sets out the method of managing, monitoring and overseeing capital as well as the funding process for the Crédit Agricole Assurances Group and its subsidiaries.

It was designed to integrate the constraints of the regulations applicable to the insurance group, the banking regulations, the regulations governing financial conglomerates, as well as the Crédit Agricole Group's own objectives.

At 31 December 2023, the eligible own funds (including capital from other financial sectors) amounts to €28,307 million and the solvency capital requirement (SCR) to €13,193 million. At 31 December 2023, the Minimum Capital Requirement (MCR) amounts to €5,854 million.

No transitional measures have been adopted by the Crédit Agricole Assurances Group for the calculation of its solvency ratio, with the exception of the grandfathering clause for subordinated debt.

Thus at end-2023, the Crédit Agricole Assurances Group's solvency ratio is 215% and the MCR coverage ratio is 418%.

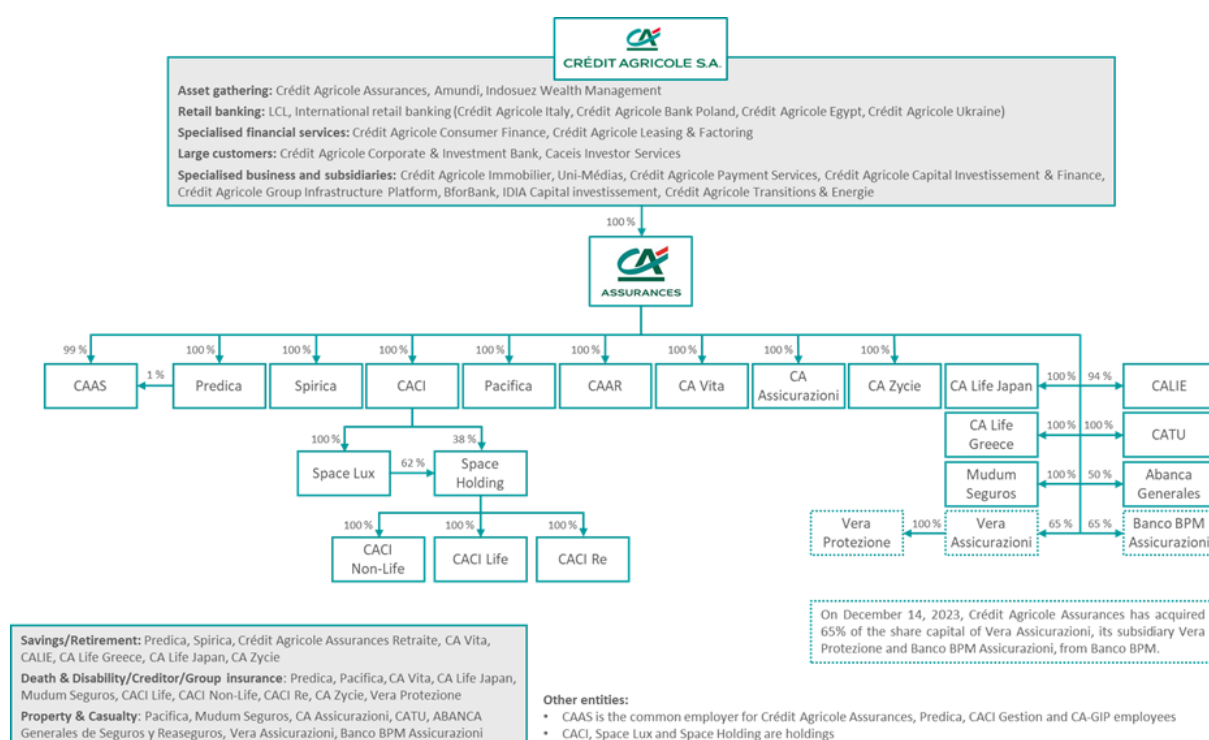


A. BUSINESS AND PERFORMANCE

A.1 BUSINESS

A.1.1 Scope

Crédit Agricole Assurances, an insurance holding company with share capital of €1,490,403,670, which has its head office at 16/18 boulevard de Vaugirard in Paris and is governed by a Board of Directors, is the parent company of the Crédit Agricole Assurances Group. It is wholly owned by Crédit Agricole S.A. The complete list of entities included in the scope of the Crédit Agricole Assurances Group can be found in the quantitative reporting template (QRT) S.32.01.22, appended to this document. As an illustration, the organisational chart below shows the significant subsidiaries of the Crédit Agricole Assurances Group:



The Crédit Agricole Assurances Group is supervised by the *Autorité de Contrôle Prudentiel et de Résolution*, 4 place de Budapest, Paris. Its auditors are PricewaterhouseCoopers Audit, 63 rue de Villiers, Neuilly-sur-Seine, and Mazars, Tour Exaltis, 61 rue Henri Regnault, Courbevoie.

A.1.2 General presentation

The Crédit Agricole Group is the leading bancassurer in Europe⁴ and the number one insurer in France⁵ by revenue. These positions are supported by comprehensive, competitive range of products suited to the specific needs of each domestic market and each local partner.

For more than 35 years, the Group has built its success on its ability to meet the needs of its customers and distributors through a high-quality offering and a proactive approach to a changing environment. Crédit Agricole Assurances covers all the insurance needs of the Group's customers in France and abroad, through three core business activities: savings and retirement; Personal Protection/Creditor/Group Insurance; and property & casualty insurance.

⁴ CAA internal source, data as of end-2022. Crédit Agricole Assurances is known as a bancassurance group because of its membership of the Crédit Agricole Group, whose banking distribution networks sell its insurance products.

⁵ Source: *L'Argus de l'assurance*, 13 December 2023, data as of end-2022



- ▶ The savings and retirement business line: Crédit Agricole Assurances has confirmed its position as the largest life insurance provider in France⁶ on the basis of revenue and assets under management.

In a climate of rising bond yields, the Group proposes diversified investment vehicles and an online management tool designed for insurance. It provides its customers with a high degree of flexibility for:

- saving, passing on capital or financing projects (anticipating private or professional transactions requiring financial resources, protecting one's family and preparing for one's children's future);
- preparing for retirement (providing solutions adapted to customers' needs and income to ensure that they are comfortable when the time comes).

In France, Crédit Agricole Assurances distributes its products primarily to the individual, wealth management, farming, small business and corporate customers of the Crédit Agricole Regional Banks and LCL (6,800 branches). Outside France, Crédit Agricole Assurances operates through the Crédit Agricole Group entities in Italy, Luxembourg and Poland; it continues to export and tailor its bancassurance expertise, continuing to expand through distribution agreements with external partners in Italy, Portugal, Japan and Luxembourg. In addition, the Crédit Agricole Assurances Group is expanding through alternative networks: independent wealth management advisors, online banks (particularly BforBank), independent wealth management platforms and groups, online brokers and private banking relationship managers.

- ▶ The Personal Protection/Creditor/Group Insurance business line: Crédit Agricole Assurances is the leading provider of individual Personal Protection insurance in France⁷ and the second-largest provider of creditor insurance⁸.

Through the combined expertise of its various insurance companies in France and abroad, the Crédit Agricole Assurances Group provides individual and group insurance solutions to customers seeking to:

- protect themselves and their families against the financial consequences of a serious life event (death, loss of independence, hospitalisation or injury) through death & disability policies, funeral coverage and long-term care insurance;
- guarantee the repayment of a loan in the event of disability or unemployment through creditor insurance for consumer finance and mortgage loans;
- provide their employees with a group top-up health and Personal Protection insurance contract.

Personal Protection products are sold through the Crédit Agricole Group's branch networks in France and abroad, as well as through partnerships with independent financial advisors in France. Crédit Agricole Assurances, via Mon Assurance Décès ("My Death Insurance"), markets a unique Personal Protection product for death tailored to all markets (individuals, property owners, self-employed professionals and farmers), with a simplified customer experience and digital process.

In creditor insurance, Crédit Agricole Assurances provides its services through some 50 partners, consumer finance companies and retail banks in seven countries.

- ▶ The property & casualty business line: Crédit Agricole Assurances is France's largest motor, home and health bancassuror⁹, the leading provider of Personal Accident insurance⁷ and the sixth-largest property and civil liability insurer⁶.

To protect its customers against unforeseen events and provide them with day-to-day support, Crédit Agricole Assurances offers a full range of property & casualty insurance contracts for individuals and businesses:

- property and liability insurance (motor, home, etc.) to deal with unexpected events such as fire, theft or bad weather;
- protection of farming and business assets;
- top-up health insurance;
- personal accident insurance for effective, sure protection of the entire family;
- insurance of electronic devices in the home;
- legal protection;
- professional indemnity;
- banking-related insurance (against theft, loss or fraudulent use of payment instruments);
- for the agricultural market, weather event insurance, crop insurance, and a pasture policy;
- cyber protection for the self-employed and companies;
- a property & casualty insurance range for businesses; Multi-risks business insurance, Fleet, Assignments, Transported goods, Cyber and Civil Liability of Corporate Officers cover.

⁶ Source: *L'Argus de l'assurance*, 13 December 2023, data as of end-2022

⁷ Source: *L'Argus de l'assurance*, 28 April 2023, data as of end-2022

⁸ Source: *L'Argus de l'assurance*, 1 September 2023, data as of end-2022

⁹ Source: *L'Argus de l'assurance*, 26 May 2023, data as of end-2022



Crédit Agricole Assurances mainly markets its products to customers of the Crédit Agricole Regional Banks, i.e. a network of around 5,400 branches with 37,000 insurance professionals, including 570 AssurPros dedicated to the self-employed and farmers markets, and LCL, i.e. a network of 1,400 branches with 8,500 insurance professionals, i.e. a total of 6,800 branches.

In France, the Group also has 20 Claims Management Units, consisting of 14 Management Units dedicated to property & casualty risks (one new opening planned in 2024 in Pau), four Management Units dedicated to Legal Protection, and two Specialist Risk Management Units.

Internationally, Crédit Agricole Assurances is also capitalising on the success of its bancassurance model: in Italy, CA Assicurazioni supports the development of the Group's banking networks and a new partnership agreement for the distribution of non-life insurance products was signed with Banco BPM and in Spain through a partnership agreement with the Abanca banking group.

Crédit Agricole Assurances' strength also lies in its position within the Crédit Agricole Group, drawing on the efficiency and performance of one of Europe's largest banking groups, in contact with 54 million customers worldwide.

- ▶ Distribution through the Crédit Agricole Group's banking networks represents 84% of 2023 revenue;
- ▶ Group partnerships through internal financial partners together with complementary channels (online, independent wealth management advisers) represent 10% of 2023 revenue;
- ▶ Partnerships outside the Group represent 6% of 2023 revenue.

The table below shows a breakdown of the Crédit Agricole Assurances Group's headcount by geographical area:

<i>(in number of employees)</i>	2023	2022	Variation
France	2,892	2,713	+7%
International	751	669	+12%
Total headcount	3,643	3,382	+8%

Headcount on IFRS consolidation scope

A.1.3 Significant events and outlook

Significant events

2023 was in line with 2022 both in terms of its economic and geopolitical news. Indeed, the emergence of new tensions in the Middle East, the continuation of the Russian-Ukrainian conflict, ever-present inflation, the rise in interest rates and the climate emergency disrupted our society, forcing us to operate despite the uncertainties of our time.


It is therefore in this context that the Crédit Agricole Assurances Group and its employees have continued to embody its values and purpose (acting every day in the interest of our customers and society) through concrete, responsible and ambitious actions.

- ▶ Strategy:
 - With the Crédit Agricole S.A. strategic plan, "Ambitions 2025", presented in 2022, Crédit Agricole Assurances - which for many years has been committed as an insurer, investor and responsible business - intends to continue to develop its core businesses in France and worldwide, and to diversify its products and services to cover all customer needs, in particular in terms of healthcare and retirement.

- ▶ Business development:
 - CAA finalised the acquisition of 65% of the share capital of Vera Assicurazioni, Vera Protezione and Banco BPM Assicurazioni, which launched the distribution agreement with Banco BPM in non-life insurance, Personal Protection and Creditor insurance in Italy. This long-term partnership will enable Crédit Agricole Assurances to expand the distribution of its non-life insurance, Personal Protection and Creditor insurance products to the Banco BPM networks, including via online and mobile banking channels. This transaction is also an opportunity to expand Crédit Agricole Assurances' existing partnership with Agos, the leading consumer credit company in Italy, 61%-owned by the Crédit Agricole Group and 39%-owned by Banco BPM.

This transaction is fully in line with Crédit Agricole Assurances' strategic plan for 2025, representing a new major step in its international development. Thanks to this agreement, Crédit Agricole Assurances has become the third-largest non-life bancassururer in Italy.

- Exposure in banking applications has strengthened digital uses and continues to grow with the integration of new functionalities in Crédit Agricole's LCL and Ma Banque applications. For example, since 13 November 2023, LCL customers can now sign their property & casualty insurance contract, at any time and from anywhere, from their LCL Mes Comptes application, without having to re-authenticate themselves. They are free to insure their home, car or mobile online. In line with the work begun in 2022 on the Ma Banque application, a new crucial step for CAA has just been completed, with the integration of property & casualty insurance into the LCL Mes Comptes application.
- After a year marked by high inflows in 2023, Crédit Agricole Assurances, via its subsidiary Predica, continues to support its customers in building their assets and in providing them with a financial environment that has once again become favourable to the euro life insurance fund. In line with the net increase of 2022, Predica announced an average PAB (profit sharing) rate of 2.80%, which corresponds to an increase of 50 basis points applied uniformly to all contracts. In



addition, in order to promote the diversification of savings, a pillar of a long-term portfolio strategy, and to deal with the erosion of returns net of inflation, Predica is continuing its policy of inflows adapted to each individual, characterised by attractive preferential PAB levels linked to the rate of unit-linked funds held in their outstanding policies, allowing a performance of up to 3.85%.

► The Corporate Social Responsibility (CSR) pillar:

- Crédit Agricole Assurances launched a new call for projects: "Help for caregivers". Initiated as part of Crédit Agricole Assurances' philanthropic approach, this operation is part of the Crédit Agricole Group's societal project and its commitment to strengthening social inclusion. Since 2010, nearly 200 projects have been financially supported throughout France thanks to a budget of more than €2.5 million. The three new themes proposed for the 2023 edition are: Developing "go-to" approaches, combating regional inequalities, and strengthening the place of caregivers in inclusive housing.
- Pacifica, a property & casualty insurance subsidiary of Crédit Agricole Assurances, inaugurated two low-carbon Claims Management Units (CMUs) in Grenoble and Caen. In line with the Crédit Agricole Group's societal commitment against global warming, these two Claims Management Units (CMUs) stand out for their low-carbon certifications. The latter favour the use of wood and include reuse materials. Equipped with photovoltaic panels and surrounded by green spaces covering approximately 1,000 m², these 1,800 m² structures accommodate around one hundred employees. The buildings meet energy and environmental standards with the BBCA (low-carbon building), E+C- (Positive Energy and Carbon Reduction) labels, as well as the HQE (High Environmental Quality) certification for sustainable buildings 2016, all at the excellent level.
- Crédit Agricole Assurances launched "Water in all its states: 48 hours to innovate", a new innovation challenge dedicated to water. During the summer of 2023, 70 departments were affected by water use restrictions. Water is a precious resource but regularly subject to excess or shortages and quality problems, with, for example, the closure of around a hundred drinking water catchments each year due to pollution. As a responsible player, Crédit Agricole Assurances, in line with the Crédit Agricole Group's societal project, announced the launch of an innovation challenge dedicated to water-related risks, integrating climate and energy transition, inclusion and the agricultural and agri-food transitions. This challenge, intended for start-ups, focuses on six issues on which Crédit Agricole Assurances wishes to have a direct societal impact: climate risks, water damage, water consumption, water in agriculture, water quality as well as responsible investment and savings.
- Pacifica, the property & casualty insurance subsidiary of Crédit Agricole Assurances, has chosen to extend, free of charge, until the end of 2023, on simple request, civil liability and legal protection cover to Ukrainian refugees housed by its multi-risk homeowners. This concerns the main or secondary residences in which refugees benefiting from the temporary protection of the European Union are accommodated. This extension allows them to be protected in the same way as a member of the insured's family.

► Investment:

- Crédit Agricole Assurances, in conjunction with Caisse Régionale de Crédit Agricole Centre-Est, signed an agreement with Innergex to take a minority stake of 30% in the portfolio of Innergex in France, representing an investment of €128.0 million (CA\$188.4 million), subject to customary closing adjustments. This long-term partnership will support Innergex's development and growth strategy in France, with the commitment of the parties to contribute additional capital to develop and finance ongoing projects at various stages of development.
- Also in a responsible investor approach, Crédit Agricole Assurances took part in a financing round in September 2023 alongside other leading players in the context of the financing of more than €2 billion for the start-up Verkor, a player in green reindustrialisation. This financing accelerates the construction of the first Verkor Gigafactory in Dunkirk and the production of low-carbon and high-performance battery cells, research to promote new production technologies and state-of-the-art batteries within the Verkor Innovation Centre (VIC), as well as strategic investments throughout the battery value chain, which will generate thousands of direct and indirect jobs.
- Crédit Agricole Assurances is pursuing its strategy of developing renewable energies in France alongside TotalEnergies. In line with its societal project and Crédit Agricole's commitments in favour of the climate, Crédit Agricole Assurances acquired from TotalEnergies, 50% of a portfolio of renewable projects with a total capacity of 234 MW, i.e. 23 solar power plants with a total capacity of 168 MW and six wind farms with a total capacity of 67 MW. The energy produced by these plants will correspond to the electricity consumption of 200,000 inhabitants and will prevent the emission of around 96,000 tonnes of CO₂ per year for 30 years. The asset management, operation and maintenance of these 29 plants will continue to be carried out by TotalEnergies teams. This transaction values the entire portfolio at approximately \$300 million. TotalEnergies is acting in accordance with its roadmap and Crédit Agricole Assurances is amplifying its role as a leading institutional investor in renewable energies and continuing to support players in the energy transition.

► Financial:

- At the end of December 2023, Crédit Agricole Assurances' net income Group share reached €1,756 million, up 13% compared to the end of 2022. The Group also stepped up its policy of diversifying its business model by developing its priority business lines: property and personal protection, and unit-linked life insurance products. Crédit Agricole Assurances' revenues totalled €37.2 billion.
- Crédit Agricole Assurances successfully placed an issue of €500,000,000 of Tier 2 subordinated notes at an annual fixed rate of 5.875% and set the maximum acceptance amount of its previously launched Tender Offerings at €500,000,000.

- S&P Global Ratings upgraded by a notch the rating of Crédit Agricole Assurances, its operating subsidiaries and its subordinated debt. On 29 November 2023, the rating agency S&P Global Ratings announced that it had upgraded by a notch the financial strength rating of Crédit Agricole Assurances, its operating subsidiaries Predica and Pacifica, as well as its subordinated debt issues. The outlook for all entities is stable.
- Pacifica successfully issued a €160 million Cat Bond on the Insurance-Linked-Securities (ILS) market, covering storm and hail risks in France. This transaction is fully in line with Pacifica's reinsurance strategy for natural catastrophe risk. It diversifies Pacifica's sources of protection and provides for a multi-year protection period from January 2024 to December 2027.

A.1.4 Intra-group transactions

A.1.4.1 Intra-group transactions within Crédit Agricole Assurances group

The main intra-group transactions within the Crédit Agricole Assurances Group in 2023 consisted of the issuance of subordinated debt between Crédit Agricole Assurances and its subsidiaries.

A.1.4.2 Intra-group transactions within Crédit Agricole Group

Crédit Agricole Assurances obtains funding mainly from the Crédit Agricole Group and in the market.

At 31 December 2023, €0.3 billion of perpetual subordinated loan notes were held by the Crédit Agricole S.A. Group and redeemable subordinated loan notes were repaid.

In its investment portfolio, the Crédit Agricole Assurances Group held notes issued by the Crédit Agricole Group for a total of €26.4 billion, including €23.4 billion backing unit-linked contracts, at the end of 2023.

A.1.5 Information on share capital and ownership

The table below reflects the changes in the number of Crédit Agricole Assurances shares and their ownership over the last three years.

Shareholders	31/12/2023	31/12/2022	31/12/2021
Crédit Agricole S.A.	149,040,366	149,040,366	149,040,366
Other	1	1	1
Total	149,040,367	149,040,367	149,040,367

At 31 December 2023, Crédit Agricole Assurances S.A.'s share capital comprised 149,040,367 ordinary shares, each with a par value of €10. The shares have never been offered to the public and are not traded on a regulated market. At 31 December 2023, no Crédit Agricole Assurances Group employees held shares in Crédit Agricole Assurances S.A.

Dividend payout in respect of 2023

The Board of Directors decided on 6 December 2023 to pay an interim cash dividend of €435,197,871.64 representing €2.92 per share.

The Board of Directors decided on 6 February 2024 to propose to the General Meeting of Shareholders planned on 30 April 2024, a final dividend of €6.91 per share, amounting to a total of €1,029,868,935.97. Thus, the total dividend for 2023 amounted to €1,465,066,807.61 globally and €9.83 per share.

A.2 UNDERWRITING PERFORMANCE

At the end of December 2023, Crédit Agricole Assurances reported IFRS consolidated revenue of €37.2 billion¹⁰, up 5.6%¹¹, 86.9% of which was generated in France. The other main countries in which Crédit Agricole Assurances operates are Italy, Luxembourg, and Poland.

Unit-linked products accounted for 45.9% of gross inflows in 2023 (under French GAAP), an increase of 4.7 points year-on-year. In addition, unit-linked outstandings increased by 3.3 points and represented 28.9% of total outstandings at the end of December 2023.

A.2.1 Life business

Crédit Agricole Assurances is France's largest life insurer¹² and second-largest retirement savings provider¹³.

At end-2023, the Crédit Agricole Assurances Group's life insurance activities, mainly the savings and retirement and Personal Protection business lines, accounted for around 82% of its prudential-scope revenue, mainly driven by activities in France, Italy and Luxembourg.

The tables below show life underwriting performance by line of business on a Solvency II basis and according to the Crédit Agricole Assurances Group's prudential scope. It does not include investment income, which is discussed in the next section A.3 "Investment performance".

<i>(in millions of euros)</i>	31/12/2023				Total
	Profit-sharing insurance	Indexed or unit-linked insurance commitments	Other commitments of (re) life insurance	Other LoB	
Gross written premiums	13,816	10,892	2,864	945	28,517
Gross earned premiums	13,816	10,892	2,735	928	28,371
Gross claims	22,873	3,625	782	395	27,675
Gross expenses (excluding Investment management expenses)	1,162	843	1,431	531	3,968

<i>(in millions of euros)</i>	31/12/2022				Total
	Profit-sharing insurance	Indexed or unit-linked insurance commitments	Other commitments of (re) life insurance	Other LoB	
Gross written premiums	14,767	9,614	2,592	958	27,931
Gross earned premiums	14,767	9,614	2,509	956	27,847
Gross claims	16,515	5,414	651	370	22,951
Variation in gross technical provisions	4,654	4,283	(64)	115	8,989
Gross expenses (excluding Investment management expenses)	1,083	576	1,329	478	3,465

At end-2023, Crédit Agricole Assurances' non-life revenue totalled €28,517 million, up 2.1% compared with end-2022, mainly due to the increase in unit-linked insurance commitments. This change is due to the success of unit-linked bond products and the acquisition of a significant group retirement policy in the last quarter of 2023.

Unit-linked policies thus increased by 13.3% compared with end-2022, representing 38% of life written premiums for an amount of €10,892 million.

Participating insurance contracts declined -6.4% compared with end-2022, representing 48% of life written premiums for an amount of €13,816 million.

Moreover, the Personal Protection business, through products such as those providing cover against an inability to work (disability, invalidity) and death, as well as funeral and long-term care products, makes up the bulk of the Crédit Agricole

¹⁰ "Non-GAAP" revenue. In 2023, revenue from the prudential scope was €34.9 billion, up 3.6%.

¹¹ Like-for-like scope excluding La Médicale

¹² Source: *L'Argus de l'assurance*, 7 April 2023, data as of end-2022

¹³ Source: *L'Argus de l'assurance*, 22 September 2023, data as of end-2022

Assurances Group's other life insurance commitments, representing around 10% of its life insurance revenue at end-2023, or €2,864 million.

The claims expense consists mainly of the profit-sharing distributed to policyholders. In addition, surrenders increased in 2023 in the Luxembourg and Italian entities of the Crédit Agricole Assurances Group, in line with competition from Italian government bonds and balance sheet savings. However, the impact remains limited at the Crédit Agricole Assurances Group level with an annualised surrender rate of 5.5% at end-December 2023.

At end-2023, the policyholder participation reserve¹⁴ amounted to €9.8 billion, representing a release of €2.3 billion compared with end-2022.

A.2.2 Non-life business

Crédit Agricole Assurances is France's largest motor, home and health bancassurer¹⁵, and its sixth-largest property and liability insurer¹⁶.

The tables below show non-life underwriting performance by line of business on a Solvency II basis and according to the Crédit Agricole Assurances Group's Solvency II scope of consolidation. It illustrates the broad range of property & casualty lines:

	31/12/2023								
	Medical fees	Income protection	Civil liability for the use of motor vehicles	Damage related to the use of motor vehicles	Fire and other property damage	Personal liability	Various pecuniary losses	Other LoB	Total
<i>(in millions of euros)</i>									
Gross written premiums	1,279	582	564	994	1,928	191	554	261	6,353
Gross earned premiums	1,243	569	554	951	1,871	184	532	249	6,153
Gross claims	1,000	219	583	765	1,614	72	87	103	4,444
Gross expenses (excluding Investment management expenses)	206	239	121	233	559	54	262	124	1,798

	31/12/2022								
	Medical fees	Income protection	Civil liability for the use of motor vehicles	Damage related to the use of motor vehicles	Fire and other property damage	Personal liability	Various pecuniary losses	Other LoB	Total
<i>(in millions of euros)</i>									
Gross written premiums	1,139	533	532	903	1,725	174	493	231	5,731
Gross earned premiums	1,121	527	526	874	1,681	170	500	222	5,621
Gross claims	891	232	437	727	1,435	104	107	80	4,012
Variation in gross technical provisions	(16)	(31)	(18)	(1)	(6)	2	2	-	(68)
Gross expenses (excluding Investment management expenses)	187	211	108	214	489	65	230	106	1,610

At end-2023, Crédit Agricole Assurances' non-life revenue totalled €6,353 million, up 10.9% compared with the end of 2022. Most of that revenue came from France. This increase is mainly due to:

- a sharp increase of 11.8% in the Fire and other property & casualty damage segment, which represents 30% of non-life revenue, in line with the sales momentum in Multi-risk home insurance;
- and by the increase of 12.2% in the Medical fees segment, which represents 20% of total non-life revenue at the end of 2023.

Premiums written in property & casualty related to the use of motor vehicles generated 16% of total premiums, i.e. €994 million, up 10.2%.

¹⁴ Life France scope (Predica, CAAR and Spirica)

¹⁵ Source: *L'Argus de l'assurance*, 12 May 2023, data as of end-2022

¹⁶ Source: *L'Argus de l'assurance*, 13 December 2023, data as of end-2022



The combined ratio in France, where the Crédit Agricole Assurances Group conducts most of its business, remains well under control at 97.1%¹⁷ despite a significant climate loss claim in the last quarter of 2023. The claims ratio net of reinsurance amounted to 72.4%, up +2.0 points year-on-year. It includes 1.7% of natural disasters¹⁸, down by -0.5 point compared to 2022, as several significant weather events (including the November storms) did not fall within the scope of the natural disaster compensation scheme in 2023.

¹⁷ P&C insurance combined ratio (Pacifica scope) including discounting and excluding unwind of discount: (claims + operating expenses + commissions) to premium income, net of reinsurance

¹⁸ Impact of undiscounted claims from Nat Cat regime, all years, net of reinsurance.





A.3 INVESTMENT PERFORMANCE

2023 overview

The 2023 economic and financial year was marked by a clear reduction in the stagflation that had characterised 2022. Inflation fell significantly, although remaining above the central banks' targets at the end of the year. Growth surprised on the upside in the United States, Europe avoided the severe recession expected at the beginning of the year and activity remained sustained, overall, in emerging economies (despite a disappointing recovery in China). Central banks in advanced economies continued to raise interest rates, a move widely perceived to have ended at the end of the year, while some central banks in emerging economies were already starting to lower theirs. In the markets, bond yields hit new highs before falling sharply at the very end of the year, while the majority of equity indices posted solid gains.

United States

The US economy held up much better than expected given the sharp rise in interest rates. Over the first three quarters of the year, GDP grew by 2.3% (and even accelerated in Q3). In addition, job creations were more than 200,000 per month on average over the year, a very high figure, while the unemployment rate remained very low (3.7% in December). These strong figures are due to the abundant savings accumulated by households during the COVID crisis, the financing and cash reserves of companies (which enabled them to only gradually be affected by the rise in interest rates) and budgetary measures favourable to investment. However, a slowdown could be seen at the end of the year. Inflation, for its part, decreased significantly: in November, the increase over 12 months of the consumer price index was 3.1% (compared to 6.5% in December 2022), that of the underlying index was 4.0% (compared to 5.7%). The Core PCE inflation index (monitored by the Fed) saw its increase reduced to 3.2% (compared to 4.9% in December 2022). The Federal Reserve raised its rates four times between February and July, raising the upper bound for Fed Funds to 5.5%. At the end of the year, it indicated that the pace of future rate cuts was now under discussion.

Eurozone

At the beginning of 2023, fears were evident that economic activity would weaken sharply due to difficulties in the supply of natural gas. However, energy prices fell rapidly and the expected severe recession did not occur. On the other hand, activity did not manage to accelerate later in the year, due in particular to difficulties specific to the industrial sector and the rise in interest rates. Thus, during the first three quarters, GDP in the Eurozone remained virtually unchanged. Over the same period, due to the composition of their economies (more services and less industry), France and Spain grew slightly faster than that of Germany and Italy. Inflation has fallen sharply: in December 2023, the 12-month increase in the general consumer price index was only 2.9% (compared to 9.2% in December 2022) and that of the underlying index was 3.4% (compared to 5.2%). The ECB raised its key rates six times, during each of its monetary policy meetings (approximately every six weeks) from February to September, bringing its interest rate on deposits to 4.0% (compared to 2.0% at end-December 2022). It then stopped this move up, but did not commit to imminent rate cuts at the end of the year.

Emerging countries

Despite a slowdown in the second half of the year, growth in emerging economies remained stable in annual terms (GDP growth of around 4%). Growth held up well to the headwinds of the disappointing Chinese recovery (especially in the second quarter), higher US and global interest rates and geopolitical crises and tensions. The slowdown in domestic demand and the dissipation of negative supply shocks have led to a moderation in inflation, which has gradually spread from prices in volatile sectors and goods to inflation in services, which is more rigid. This trend enabled the central banks of emerging economies to initiate cycles of lowering their key rates, even as the US Federal Reserve continued to increase its rates. The movement began in Latin America (concerning all the major central banks, with the exception of Mexico) and spread to Central and Eastern Europe. Economic policies have evolved in a more orthodox direction: in Brazil, President Lula has stuck to prudent policies, in Turkey, President Erdogan has carried out an about-face in favour of a more traditional approach, while the new Argentine President Milei was elected on a very ambitious liberal program.

Rates

2023 unfolded in two acts. First episode: higher yields until the end of October driven by the resilience of economies and the firmness of central bankers' resolve to keep rates in restrictive territory. Second episode: the end of the year marked by a sharp drop in short and long rates. The US 10-year closed the year at around 3.8% and the German 10-year at around 2%. The market also expects the Fed and the ECB to begin their rate-cutting cycle in March. This very rapid drop in rates is explained by 1/ a sharper-than-expected fall in inflation in the developed economies, 2/ a change in tone of the Fed, now back to the point where its two mandates "inflation" and "employment" are important. The Fed is reassured by the decline in inflation and the members of the FOMC are now very attuned to the impact of the rate hike on growth. With the objective to avoid an excessive slowdown in activity, the Fed does not want to restrict the economy for longer than necessary and 3/ economic growth, which is still surprisingly negative in the Eurozone. Nevertheless, the euro area labour market remains strong. Markets now expect inflation to return to 2% without a recession.

Equities

Equity markets performed well, with the MSCI World up 19.5% over the year. Overall disinflation and the resilience of the US economy were the main catalysts in 2023 with the change in long rates. Although US long-term yields rose only slightly over the year, they did move sharply, even topping the 5% mark in October. In addition to good economic figures, the MSCI USA (+25%) benefited from the very good performance of the "Magnificent 7". Europe (+11.2%) did less well than its US counterpart. Within Europe, the Eurozone stood out (+16%). With the exception of Portugal, the so-called "southern"

countries are in the lead. Italy grew by +28% followed closely by Spain (+23%). As for the so-called "northern" countries, Germany recorded the best performance with a DAX which peaked at +20% over the year, followed by France with an increase of +16.5% for the CAC 40. The Netherlands also recorded strong growth this year at +14.2%. The other member countries also ended the year in the green, with Portugal (+1.5%) bringing up the rear. The Japanese market (+25.9%) came out on top of the developed markets, benefiting from the decline in the yen, an improvement in the economy and encouraging reforms in terms of corporate governance. The MSCI Emerging Markets Index closed the year in positive territory (+7.1%) despite the very poor performance of the Chinese market (-12.8%). At the sectoral level, all European sectors were in the green, except for the consumer staples sector (-3.4%). Sectors sensitive to changes in interest rates performed well, led by the IT sector (+32%) followed by the industrial sector (+22%), the banking sector (+20%) and the real estate sector (+14%), which finally recovered at the end of the year. Finally, in Europe, value stocks (+11%) significantly outperformed growth stocks (+14%).

	31/12/2023	Higher 2023	Lower 2023	31/12/2022	Variation 2023 vs 2022
Rates					
T Bill 10 years	3.88%	4.99%	3.31%	3.87%	+1bp
EUR CMS 2 years	2.79%	3.96%	2.78%	3.39%	-60bp
EUR CMS 10 years	2.49%	3.52%	2.38%	3.20%	-71bp
OAT 10 years (TEC 10)	2.55%	3.55%	2.40%	3.10%	-45bp
Spread Corporate BBB 7 years	1.02%	1.26%	0.89%	1.18%	-16bp
Equities					
S&P 500	4,770	4,783	3,808	3,839	+24%
EuroStoxx 50	4,521	4,549	3,856	3,793	+19%
CAC 40	7,543	7,597	6,595	6,474	+17%
Nikkēi	33,464	33,753	25,717	26,094	+28%
EUR/USD	1.10	1.124	1.047	1.07	+3%
Oil (Brent in USD)	77	96.6	71.8	85.9	-10%

The Crédit Agricole Assurances Group's investment portfolio generated "Total investment income net of investment expenses" of €11,890 million in 2023, consisting mainly of:

- ▶ €7,523 million of income from investments made by insurance businesses, mainly comprising €5,433 million of income from bonds,
- ▶ the changes in fair value of investments recognised at fair value through profit or loss, positive in 2023 at €5,763 million, resulting from market movements (lower interest rates, higher share prices): 77% of that change was due to Changes in the fair value of assets backing unit-linked contracts.

The table below shows investment income net of investment expenses (including dividends) as recognised in the IFRS consolidated financial statements for 2023 and 2022:



<i>(in millions of euros)</i>	31/12/2023	31/12/2022 restated
Investment income	7,523	7,347
Dividends	1,450	1,106
Dividends received on equity instruments at fair value through profit or loss	1,339	1,102
Dividends received on equity instruments recognized in non-recyclable equity	111	4
Interest products	5,433	5,695
Interest income on financial assets at amortized cost	117	148
Interest income on financial assets at fair value through equity	3,916	4,382
Accrued and overdue interest on hedging instruments	275	284
Other interests and similar products	1,125	881
Other investment income	640	546
Investment expenses	(885)	(728)
Interest expenses	(102)	(89)
Interest expense on financial liabilities at amortized cost	-	-
Accrued and overdue interest on hedging instruments	-	-
Other interest and similar expenses	(102)	(89)
Commission expenses	(105)	(94)
Other expenses of investments	(678)	(545)
Capital gains and losses on disposal of investments net of reversals of depreciation and amortization	(526)	(83)
Net capital gains and losses on financial assets at amortized cost	-	-
Gains from derecognition of financial assets at amortized cost	-	-
Losses from derecognition of financial assets at amortized cost	-	-
Net gains and losses on debt instruments recognized in recyclable equity	(523)	(84)
Net gains and losses on the sale of hedging instruments	(3)	1
Net capital gains and losses on investment properties	-	-
Fair value change in investments recognized at fair value through profit or loss	5,763	(15,878)
Fair value change in financial assets held for trading	-	-
Fair value change in equity instruments	(15)	(2,915)
Fair value change of debt instruments that do not meet SPPI criteria	2,702	(3,868)
Fair value change of other debt instruments through profit or loss by nature	112	-
Fair value change in assets representing unit-linked contracts	4,444	(8,497)
Fair value change in financial assets at fair value through option income	-	-
Fair value change of transaction derivative instruments	(382)	(775)
Result of hedge accounting	-	-
Net gains and losses on financial assets reclassification	-	-
Gains and losses on reclassification of financial assets at amortized cost	-	-
Gains and losses on reclassification of financial assets at fair value equity	-	-
Change in fair value of investment properties	(1,098)	177
Change in impairments on investments	15	(40)
Change in impairments on healthy assets (Stage 1 and Stage 2)	16	(37)
Stage 1: Losses estimated at the amount of credit losses expected for the next 12 months	1	(31)
Debt instruments recognized at fair value through recyclable equity	-	(30)
Debt instruments carried at amortized cost	1	(1)
commitments	-	-
Stage 2: Losses Measured at the Expected Lifetime Credit Losses	15	(6)
Debt instruments recognized at fair value through recyclable equity	15	(6)
Debt instruments carried at amortized cost	-	-
Commitments	-	-



Change in impairments on impaired assets (Stage 3)	-	-
Debt instruments recognized at fair value through recyclable equity	-	-
Debt instruments carried at amortized cost	-	-
Commitments	-	-
Changes in depreciation on investment properties	(1)	(3)
Changes in impairments on other assets	-	-
TOTAL INVESTMENT INCOME NET OF INVESTMENT EXPENSES	11,890	(9,382)

Furthermore, at 31 December 2023, Crédit Agricole Assurances held €1.5 billion in investment-grade securitised assets (through dedicated mutual funds).

The table below shows gains and losses recognised in other comprehensive income in the 2023 and 2022 IFRS consolidated financial statements:



<i>(in millions of euros)</i>	31/12/2023	31/12/2022 restated
Other comprehensive income on items that may be reclassified subsequently to profit or loss		
Gains and losses on translation adjustments	(5)	(1)
Revaluation adjustment of the period	-	-
Reclassified to profit or loss	-	-
Other variations	(5)	(1)
Gains and losses on debt instruments at fair value through other comprehensive income that may be reclassified to profit or loss	9,980	(40,158)
Revaluation adjustment of the period	9,472	(40,269)
Reclassified to profit or loss	534	106
Other variations	(26)	5
Gains and losses on hedging derivative instruments	64	(119)
Revaluation adjustment of the period	61	(118)
Reclassified to profit or loss	3	(1)
Other variations	-	-
Insurance financial income or financial expenses broken down into shareholders' equity	(9,471)	37,448
Reclassified to profit or loss	(9,471)	37,449
Other variations	-	(1)
Reinsurance financial income or financial expenses broken down into equity	27	(247)
Reclassified to profit or loss	27	(247)
Other variations	-	-
Pre-tax other comprehensive income on items that may be reclassified to profit or loss excluding equity-accounted entities	594	(3,077)
Pre-tax other comprehensive income on items that may be reclassified to profit or loss on equity-accounted entities	-	-
Income tax related to items that may be reclassified to profit or loss excluding equity-accounted entities	(152)	785
Income tax related to items that may be reclassified to profit or loss on equity-accounted entities	-	-
Net other comprehensive income on items that may be reclassified to profit or loss on equity-accounted entities on discontinued operations	-	-
Other comprehensive income on items that may be reclassified subsequently to profit or loss, net of income tax	442	(2,292)
Other comprehensive income on items that will not be reclassified subsequently to profit or loss		
Actuarial gains and losses on post-employment benefits	(5)	12
Other comprehensive income on equity instruments that will not be reclassified to profit or loss	53	(6)
Revaluation adjustment of the period	106	(6)
Transfer in reserves	(51)	-
Other variations	(2)	-
Insurance financial income or financial expenses broken down into shareholders' equity that will not be reclassified to profit or loss	(128)	1
Other comprehensive income on items that will not be reclassified to profit or loss excluding equity-accounted entities	(81)	7
Other comprehensive income on items that will not be reclassified to profit or loss on equity-accounted entities	-	-
Income tax related to items that will not be reclassified excluding equity-accounted entities	7	-
Income tax related to items that will not be reclassified on equity-accounted entities	-	-
Net other comprehensive income on items that will not be reclassified to profit or loss on equity-accounted entities on discontinued operations	-	-
Other comprehensive income on items that will not be reclassified subsequently to profit or loss, net of income tax	(74)	7
OTHER COMPREHENSIVE INCOME NET OF INCOME TAX	368	(2,285)
Of which Group share	368	(2,285)
Of which non-controlling interests	-	-



A.4 PERFORMANCE OF OTHER ACTIVITIES

Other income and expense

Other income and expense mainly comprises tax and interest expense on subordinated debt.

Leases

Leases mainly concern real estate, and are reflected in the IFRS consolidated financial statements at the end of 2023 as:

- ▶ Rights of use, on the assets side of the balance sheet, amounting to:
 - €36 million gross;
 - €26 million net.
- ▶ Lease liabilities of €26 million.

At the Crédit Agricole Assurances Group level, no individual lease is significant.



A.5 ANY OTHER INFORMATION

None.

B. SYSTEM OF GOVERNANCE

The Crédit Agricole Assurances Group has an appropriate governance system tailored to its various business activities and its management methods. This governance system contributes to achieving its strategic objectives and guarantees sound and prudent management of risks in view of their nature, scope and complexity.

B.1 GENERAL INFORMATION ON THE SYSTEM OF GOVERNANCE

Crédit Agricole Assurances, parent company of the insurance group, has a general governance system based on:

- ▶ Board of Directors with its Specialised Committees (Audit and Risk Committee, IT Strategic and Client Process Committee);
- ▶ Executive Management with executive directors;
- ▶ Hierarchical structure;
- ▶ Matrix structure through committees.

For each entity of the Crédit Agricole Assurances Group, the membership to the Crédit Agricole S.A. Group is reflected in a structure organised by business line. The reporting lines of the heads of the corresponding functions within the Group are direct in the case of Periodic Control, Permanent Control and Risks, Legal Affairs and Compliance departments, and functional in the case of Finance, Communications and Human Resources departments. The heads of these functions report to both Executive Management of the Crédit Agricole Assurances Group entity to which they belong and to the head of the Group business line.

Furthermore, some functions are pooled for several entities of the Crédit Agricole Assurances Group like the Investments, Corporate Communications, Customer Communications, Audit, Human Resources and Purchasing functions.

B.1.1 Role, responsibilities and missions of governance players

B.1.1.1 Board of Directors

The Board of Directors of Crédit Agricole Assurances, parent company of the insurance group, had nine members and two non-voting members at 31 December 2023.

	Date of birth	Nationality	Role on the Board	Position held	Date of appointment
José SANTUCCI	1962	French	Director	Chief Executive Officer of CRCAM Provence Côte d'Azur	30/07/2020
			Chairman of the Board of Directors		27/07/2022
Murielle de BERTIER de SAUVIGNY	1967	French	Independent director Member of the Audit and Risk Committee	Independent director	15/10/2019
Marc DIDIER	1965	French	Director	Chairman of CRCAM Pyrénées Gascogne	18/04/2019
			Member of the Audit and Risk Committee		
Catherine GALVEZ	1966	French	Director Chairwoman of the Customer Processes and IT Strategic Committee	Chief Executive Officer of CRCAM Charente-Périgord	07/02/2023
Olivier GAVALDA	1963	French	Director	Deputy Chief Executive Officer of Crédit Agricole S.A. in charge of universal banking	27/09/2022



Jérôme GRIVET	1962	French	Director	Deputy Chief Executive Officer of Crédit Agricole S.A. in charge of Steering	29/10/2015
Isabelle JOB-BAZILLE	1968	French	Director Member of the Audit and Risk Committee	Chief Economist at Crédit Agricole S.A.	14/06/2016
Laure LESME-BERTHOMIEUX	1965	French	Director Chairwoman of the Audit and Risk Committee	Chief Executive Officer of CRCAM Nord-Est	30/07/2020
Cécile MOUTON	1978	French	Director	Head of Financial Communication at Crédit Agricole S.A.	27/07/2023
Grégory ERPHELIN	1975	French	Non-voting member	Chief Executive Officer of Fédération Nationale du Crédit Agricole	27/07/2022
Gérald GREGOIRE	1974	French	Non-voting member	Deputy Chief Executive Officer in charge of the Clients and Development division of Crédit Agricole S.A.	02/11/2023

The Board of Directors is convened by its Chairman as often as the interests of the company require and, in accordance with its internal regulations, at least four times a year. In general, it meets six times a year.

The Board of Directors carries out the tasks assigned to it by law, the company's articles of association and the company's Internal Regulations. It acts in all circumstances in the company's social interest. It endeavours to promote the creation of value by the company in the long term by taking into account the social and environmental challenges of its activities. It determines the orientations of the company's activities and ensures their implementation. Within the limits of its powers, it deals with any issue concerning the proper operation of the company and settles the matters that concern it through its deliberations. It proposes, if necessary, any changes to the articles of association that it considers appropriate. It defines the company's strategy and general policies. It approves, where appropriate, on the proposal of the Chief Executive Officer, the resources, structures and plans intended to implement the strategy and general policies that it has defined. It decides on all matters relating to the administration of the company, which are submitted to it by the Chairman and the Chief Executive Officer. It deliberates on all the company's operations falling within its exclusive competence. It carries out the controls and verifications that it deems appropriate. It draws up and approves the various reports required by law. It also validates the policies applicable to the Crédit Agricole Assurances Group. The Board may carry out the controls and verifications it deems appropriate and ensures the quality of the information provided to shareholders.

The Board is responsible at Group level for ensuring compliance with the legal and regulatory provisions adopted under the Solvency II Directive. It ensures that an internal risk and solvency assessment is conducted at Group level.

The Board is also responsible for the effectiveness of the risk management system by setting risk appetite and tolerance limits and approving the main risk management policies for the Group as a whole.

In this respect, it sets and approves the general organisation of the Group, its governance system and risk management, and its internal control system. It ensures that these systems are adequate for the nature, scope and complexity of the transaction risks and controls them regularly to make sure that the business is managed on a sound and prudent basis. It is therefore involved in understanding the principal risks encountered by the Group and setting relevant limits. It receives regular reports on compliance with those limits.

It ensures that the risk management system is integrated, consistent and effective at Group level.

The Board works with Executive Management and the key function holders.

The key function holders report to the Board at least once a year and whenever they believe a particular event needs reporting. The key function holders also attend each meeting of the Audit and Risk Committee, which reports to the Board on its work.

B.1.1.2 Committees under the responsibility of the Board of Directors

Audit and Risk Committee

It is composed of four directors including its Chairman. The statutory auditors and any person responsible for reporting or authorised to report issues relating to risk management, audit work, finance and accounting also attend committee meetings. In accordance with the internal regulations, representatives of the Finance and Corporate Secretarial departments and the four key function holders also attend committee meetings.



The Committee meets at least twice a year (in general, the Audit Committee holds seven meetings a year) at the initiative of its Chairman or at the request of the Chairman of the Board of Directors or the Chief Executive Officer. The Committee reports on its work at the next meeting of the Board of Directors and informs the latter promptly of any difficulties it encounters.

The Audit and Risk Committee monitors the process of preparing accounting and financial information, by examining the translation of significant events that have an impact on the financial statements. It is also responsible for the follow-up of the proper realisation of statutory auditors' diligences and ensures the follow-up of the independence of statutory auditors.

The Audit and Risk Committee also reviews the effectiveness of internal control and risk management systems (in particular the appropriateness of accounting treatment of significant transactions, major risks, overall consistency, etc.). It notably examines the internal audit plan of the Crédit Agricole Assurances Group.

More generally, the Audit and Risk Committee monitors all strategic matters that could have a major impact on the Crédit Agricole Assurances Group's financial condition at the request of Executive Management, the Committee Chairman or the Chairman of the Board of Directors.

The Audit and Risk Committee reviews and advises the Board of Directors on Crédit Agricole Assurance's overall strategy and risk appetite, including social and environmental risks.

IT Strategy and Customer Processes Committee

The IT Strategy and Customer processes Committee was created by the Board of Directors on 27 July 2017. This Committee is chaired by a director of Crédit Agricole Assurances and comprises three members approved by the Board of Directors. The IT Strategy and Customer Processes Committee also includes permanent invitees, internal representatives from Crédit Agricole Assurances Solutions, as well as heads of banking and insurance distributors.

The Committee meets at least twice a year. The agenda is set by the Chairman of the Committee. The Chairman reports on its work at the next Board meeting.

The Committee's role is to define guidelines for IT strategy and customer processes to ensure a consistent Group-wide approach in these areas. It examines and issues opinions on the monitoring of major projects, the quality of IT operations and the services provided throughout the front-to-back chain and, in particular, rebilling costs.

Ad hoc committees

The Board of Directors may create ad hoc committees to deal with specific matters within its remit. These committees conduct their work under the Board's responsibility.

Since 2013, the functions of Crédit Agricole Assurances' Compensation Committee were transferred to the Compensation Committee of Crédit Agricole S.A.

Executive Management

Pursuant to the provisions of the law, Crédit Agricole Assurances has separated the office of Chairman from that of Chief Executive Officer.

Within the limits of the powers expressly vested by law (or by the internal regulations) attributed to the General Meeting of Shareholders and to the Board of Directors, Executive Management has the broadest power to act in the name of the company at all times and in all circumstances, within the limits of its corporate purpose.

Executive Management implements the strategy set by the Board of Directors and reports on its action to the Board. It supervises, manages and runs the risk management system put in place by the Group. It makes strategy proposals to the Board and draws up policies, which the Board approves for the Group as a whole. It sets effective decision-making procedures, an organisation structure that clearly indicates reporting lines, assigns roles and responsibilities as regards internal control and allocates the appropriate resources.

It is directly involved in the organisation and operation of the risk management and internal control system and makes sure that risk strategies and limits are compatible with the Group's financial condition (level of own funds, earnings) and the strategies determined for the Group. It ensures that the key information about the entities and Group is regularly reported and properly documented, significant irregularities identified and corrective measures taken. It interacts appropriately with the Board committees and the key function holders.

On 6 November 2019, the Board of Directors appointed Philippe Dumont as Chief Executive Officer, effective as of 1 January 2020.

Philippe Dumont retired from Crédit Agricole Assurances as Chief Executive Officer on 31 December 2023.

B.1.1.3 Executive directors

From 1 January 2023 to 28 February 2023, the two executive directors of Crédit Agricole Assurances are:

- ▶ Philippe Dumont, Chief Executive Officer;
- ▶ Guillaume Oreckin, Deputy Managing Director.

From 1 March 2023 until 31 December 2023, the executive directors of Crédit Agricole Assurances are:

- ▶ Philippe Dumont, Chief Executive Officer;
- ▶ Nicolas Denis, Deputy Chief Executive Officer from 4 April 2023;
- ▶ Guillaume Oreckin, Deputy Chief Executive Officer from 4 April 2023.

As of 1 January 2024, the executive directors of Crédit Agricole Assurances are:

- ▶ Nicolas Denis, Chief Executive Officer;
- ▶ Guillaume Oreckin, Deputy Chief Executive Officer.

B.1.1.4 Committees under the responsibility of Executive Management

The comitology of the Crédit Agricole Assurances Group is structured around:

- ▶ a Crédit Agricole Assurances Group Executive Management Committee,
- ▶ a Crédit Agricole Assurances Group Executive Committee which is held alternately with the Crédit Agricole Assurances Group Executive Management Committee,
- ▶ Thematic Strategic Committees of the Crédit Agricole Assurances Group.

B.1.1.5 Key functions

Crédit Agricole Assurances has designated four key functions for each entity within the Group:

- ▶ a Risk Management function;
- ▶ an Actuarial function;
- ▶ a Compliance function;
- ▶ an Internal Audit function.

The Crédit Agricole Assurances Group and each of its companies have four key functions that advise and assist Crédit Agricole Assurances' Executive Management and Board of Directors in risk management. They have the authority and independence required to fulfil their role.

Risk management

The Risk Management function is organised in the same way as Crédit Agricole S.A.'s Risk business line and in accordance with Solvency II requirements.

Roles and responsibilities of the function

The Risk Management function is responsible at the Crédit Agricole Assurances Group level for:

- ▶ Developing a "risk" framework including a Crédit Agricole Assurances Group risk strategy based on a risk appetite framework approved by the Board of Directors;
- ▶ Implementing and overseeing a risk management system (risk identification, measurement, alerts, controls, management and reporting, and action plan monitoring);
- ▶ Making sure it is consistently applied in the subsidiaries;
- ▶ Meeting oversight and communication needs;
- ▶ Reporting to governance on risk exposure and its management.

Organisation of the function, reporting lines and relationship with other insurance entities

The Crédit Agricole Assurances Group Risk Management function reports to the Crédit Agricole Assurances Group Risk Management Officer (Group RCPR). The latter has a direct reporting line to the Group Risk Management department of Crédit Agricole S.A. (DRG) and functionally to the Chief Executive Officer of Crédit Agricole Assurances.

The Group RCPR is supported by the Risk Management Officers of the Crédit Agricole Assurances Group entities, who, in the same way, have a dual reporting line (Group RCPR and Chief Executive Officer of the entity).

The Risk Management function also plays a cross functional role within the Group on risks areas that require a specific technical expertise. The Crédit Agricole Assurances Group's Risk Management function also relies on the contribution of other key functions and on the internal control systems of the Group and its entities.

Actuarial function

Roles and responsibilities of the function

The Actuarial function is responsible at the Crédit Agricole Assurances Group level for:

- ▶ Implementing a Group system to coordinate and ensure consistency of actuarial practices and work of each Actuarial function within the entities;
- ▶ Issuing an opinion on the reliability and adequacy of the consolidated prudential technical provisions and on the assessment of solvency;

- ▶ Providing an opinion on underwriting and reinsurance policies, in particular by making sure that the entities draw up and implement appropriate policies et by relying on the work of the Actuarial function of each entity;
- ▶ Formally documenting all its work and conclusions in an Annual Report for presentation to the Audit and Accounts Committee and to the Board of Directors.

Organisation of the function, reporting lines and relationship with other insurance entities

The Actuarial function is performed by the Director of the Actuarial function of the Crédit Agricole Assurances Group. It reports to the Chief Executive Officer of the Crédit Agricole Assurances Group.

The Group Actuarial function is based on the principle of subsidiarity. Each subsidiary has an Actuarial function commensurate with the scale of its business.

The Actuarial functions of the entities liaise with the Group Actuarial function to carry out their work and perform controls within the area of their remit.

Compliance function

The Compliance function of the Crédit Agricole Assurances Group is organised in the same way as Crédit Agricole S.A.'s Compliance business line and in accordance with Solvency II requirements.

Roles and responsibilities of the function

The Compliance function is responsible at the Crédit Agricole Assurances Group level for:

- ▶ Protecting the Group against the risk of non-compliance with the laws and regulations applicable to its business, including those compliance areas defined by the Crédit Agricole Group's business line;
- ▶ Obtaining an overview of the risks of non-compliance within the Crédit Agricole Assurances Group, in particular through the supervision of subsidiaries and the implementation of common rules within the Crédit Agricole Assurances Group;
- ▶ Implementing systems to manage the risks of non-compliance and reporting on its missions to the governance bodies.

Organisation of the function, reporting lines and relationship with other insurance entities

The Compliance function of the Crédit Agricole Assurances Group is organised as follows:

- ▶ Head of the Crédit Agricole Assurances Group Compliance key function. This function is performed by the Secretary General of Crédit Agricole Assurances, who reports to the Chief Executive Officer of Crédit Agricole Assurances;
- ▶ The Head of Compliance of the Crédit Agricole Assurances Group, reporting functionally to the Secretary General of the Crédit Agricole Assurances Group and with a direct reporting line to the Crédit Agricole Group's Chief Compliance Officer, is responsible for overseeing the Insurance Compliance business line, which is organised on a hierarchical basis in France and in other countries unless incompatible with local regulations;
- ▶ The Heads of Compliance at each subsidiary and at the holding company and their teams.

The Compliance function relies on the first line of defence, in particular the teams in charge of controlling and validating transactions, and on other key functions and support functions.

Internal Audit function

Roles and responsibilities of the function

The Insurance Audit department conducts desk and onsite audits across the entire Crédit Agricole Assurances Group internal control scope, including its critical service providers. It draws first and foremost on the work performed by the dedicated internal audit units in Italy, Poland, Japan, Spain and Portugal. Its role is to obtain assurance on:

- ▶ Proper measurement and management of risks;
- ▶ Adequacy and effectiveness of internal control systems;
- ▶ Conformity of transactions and compliance with procedures;
- ▶ Proper implementation of remedial action decided;
- ▶ Assessment of the quality and effectiveness of operations.

Based on its work, the Insurance Audit department provides Executive Management and the Boards of Directors of both the Group and its subsidiaries with a professional, independent opinion on the operation and internal control of the Group and its entities.

Organisation of the function, reporting lines and relationship with other insurance entities

The Head of Internal Audit is the key function holder for the Internal Audit function at the level of the Crédit Agricole Assurances Group and its French subsidiaries. Furthermore, to guarantee his independence, the Head of Internal Audit of the Crédit Agricole Assurances Group has both a line report to the Crédit Agricole Group's Business Line Audit



Inspection and a functional report to the Chief Executive Officer of the Crédit Agricole Assurances Group. The latter is responsible in particular for ensuring that the necessary resources are allocated to fulfil its assignments.

B.1.2 Material changes in the governance during the year

Board of Directors

On 7 February 2023, the Board of Directors co-opted with effect from 1 March 2023 Catherine Galvez to replace Nicolas Denis, who resigned.

On 27 July 2023, the Board of Directors co-opted Cécile Mouton to replace Clotilde L'Angevin, who resigned.

On 2 November 2023, the Board of Directors appointed Gérald Grégoire as a second non-voting member.

Executive management

From 1 January 2023 to 28 February 2023, the two executive directors of Crédit Agricole Assurances are:

- ▶ Philippe Dumont, Chief Executive Officer;
- ▶ Guillaume Oreckin, Deputy Managing Director.

From 1 March 2023 until 31 December 2023, the executive directors of Crédit Agricole Assurances are:

- ▶ Philippe Dumont, Chief Executive Officer;
- ▶ Nicolas Denis, (Deputy Chief Executive Officer from 4 April 2023);
- ▶ Guillaume Oreckin (Deputy Chief Executive Officer from 4 April 2023).

As of 1 January 2024, the executive directors of Crédit Agricole Assurances are:

- ▶ Nicolas Denis, Chief Executive Officer;
- ▶ Guillaume Oreckin, Deputy Chief Executive Officer.

Key functions

At 31 December 2023, the four key function heads were:

- ▶ Risk Management function: Olivier Lozach to replace Andrée-Lise Remy;
- ▶ Compliance function: Bruno Moatti;
- ▶ Actuarial function: David Grimal;
- ▶ Internal Audit function: Aurélia Alran.

B.1.3 Compensation policy

The Crédit Agricole Assurances Group's compensation policy is aligned with that of Crédit Agricole S.A. and consistent with its internal structure. Its policy is based on responsible compensation practices protecting it from excessive risk-taking by its senior executives and employees in the interests of all stakeholders - employees, customers and shareholders.

B.1.3.1 General presentation and key components of the compensation policy for members of the Board of Directors and Executive Management

Board of Directors

The aggregate amount of directors' fees is set each year at the General Meeting of Shareholders and allocated among the directors and non-voting members by decision of the Board of Directors. A fixed amount, set by the Board, is allocated to each director and non-voting member per meeting of the Board of Directors, Audit and Accounts Committee, IT Strategy and Customer Processes Committee, or any ad hoc committee attended (such as, in particular, the committee for the selection of a new independent director).

Variable components of remuneration

Directors do not hold any stock options or performance shares. As Crédit Agricole Assurances has no listed equity securities, only debt securities, directors do not receive any share-based variable compensation.

Executive officers

The Chief Executive Officer of Crédit Agricole Assurances is appointed free of charge. Their compensation is provided by Crédit Agricole S.A. in accordance with the provisions applicable within the Group.

The offices of Deputy Chief Executive Officer of Crédit Agricole Assurances are exercised against payment or free of charge. In both cases, their compensation is set in accordance with the Crédit Agricole S.A. executive manager compensation policy implemented by Crédit Agricole Assurances and presented below.



When their employment is free of charge, the executive officers of Crédit Agricole Assurances do not receive any benefits in kind, specific pension or provident schemes or severance pay in connection with their corporate office.

Whatever the nature of the office - whether paid or unpaid - executive officers are "identified persons" (as defined in the section "Compensation of identified persons") and the compensation they receive is subject to a framework designed to ensure that it is aligned with the long-term interests of the company.

General principles

The Crédit Agricole Assurances Group's compensation policy is an integral part of Crédit Agricole S.A.'s compensation policy. It is set by the Group's Executive Management at the proposal of the Human Resources department, after review by the Compensation Policy Control Committee. This policy is reviewed and approved each year by Crédit Agricole S.A.'s Board of Directors.

Given the specific nature of its business, its legal entities and national legislation in its countries of operation, Crédit Agricole Assurances strives to develop a compensation system aligned to market practices in order to attract and retain the talent the Group needs. Compensation is based on both individual performance and collective performance of the business lines. The compensation policy is designed to discourage excessive risk-taking.

Its compensation policy of Crédit Agricole Assurances is therefore devised in line with the objectives set by the Group while striving to adapt them to the different categories of employee and the specific features of the insurance market.

Governance

The governance of the compensation policies and practices of Crédit Agricole Assurances' entities is based on the terms and processes defined within the Crédit Agricole Group.

Accordingly, Crédit Agricole Assurances has established a committee to implement compensation policies; this committee gathers the Risk Management and Permanent Control department, the Compliance department and the Human Resources department.

The role of this committee, that allows to involve Control functions in the process of variable compensations review and more precisely the ones relative to identified staff, is to:

- ▶ define identification criteria for employee considered as "risk-takers", in a consistent manner within the framework given by the Group for each period, and regulatory requirements specific to Insurance;
- ▶ identify and update the list of identified staff;
- ▶ coordinate the effective implementation of a risk-behaviour control, in accordance with the ongoing procedures and norms;
- ▶ validate the review of the process and the reporting to the Group governance bodies, including the information relative to observed risk-behaviour individual situation.

Crédit Agricole Assurances' compensation policy, which is drawn up on the basis of proposals from the Human Resources department, is adjusted on a regular basis in the light of the committee's work, reviews and recommendations, any regulatory changes, recommendations from Internal Audit or the ACPR and changes to the Group's compensation policy.

As the compensation policy is monitored by the Crédit Agricole Group's Compensation Committee, Crédit Agricole Assurances, through the Group Human Resources department, provides the Committee with all the information it needs to carry out its duties.

The Board of Directors of Crédit Agricole Assurances is then informed each year of the work carried out by the Crédit Agricole S.A. Compensation Committee, in particular:

- ▶ through the issuance of opinions relating to the compensation policy, its updates and the various related application notes;
- ▶ on its position regarding the variable compensation package in relation to the financial situation of Crédit Agricole Assurances, its long-term performance and its compliance with the risk policy;
- ▶ on the completion of a census of identified personnel;
- ▶ on the review of the opinion of the Control functions on the implementation and control of the compensation policy.

This work enables the Board of Directors to review and approve the compensation policy.

The Group Finance department is also involved in validating the methods for determining the economic results of the variable compensation of executive managers.

Finally, the Group General Inspection department ensures, through its audits, compliance with the policy and conformity of practices.

B.1.3.2 Main components of the compensation policy for employees and executive managers

Employees

Employees' compensation is based on the following components:

- ▶ Base salary;
- ▶ Individual variable compensation;
- ▶ Collective variable compensation;
- ▶ Long-term and deferred variable compensation;



- ▶ Peripheral compensation (supplementary pension and health insurance schemes).

Crédit Agricole Assurances benchmarks its practices against those of insurance and reinsurance companies in the French market and aims to position itself within the market median in terms of overall compensation.

Individual variable compensation rewards employees for performance and forms an integral part of the annual compensation package. It is based on a precise assessment of results achieved relative to the specific targets for the year, taking into account how they were achieved.

In response to regulatory requirements both in Europe (Solvency II) and in the United States (the Volcker Rule), a code of conduct is included in the compensation policy so that compensation practices:

- ▶ do not create incentives that might encourage the persons concerned to promote their own interests to the potential detriment of their client;
- ▶ do not encourage speculative trading positions to be taken, where proprietary trading is permitted by law;
- ▶ prohibit employees from any recourse to an individual hedging strategy or income protection or liability insurance that could compromise the risk alignment envisaged by variable compensation schemes.

Again in response to Solvency II regulatory requirements and to avoid any conflict of interest, the compensation of key function holders is set independently of that of the business lines they are responsible for overseeing or controlling. Targets set and metrics used to determine their variable compensation do not include any criteria related to the results and economic performance of entities they are responsible for controlling.

Finally, following the entry into force of the Insurance Distribution Directive, rules of conduct have been completed so that compensation policies do not hinder the ability of employees to act in the best interests of their clients, nor dissuade them from presenting the information in an unbiased, clear and not misleading way.

Collective variable compensation rewards employees for the Crédit Agricole Assurances Group's overall performance. It consists of profit-sharing and incentive plans. There is also an employee savings scheme and a group retirement savings scheme.

Executive managers

Individual variable remuneration

Executive managers of Crédit Agricole Assurances are part of the variable compensation program of the Crédit Agricole Group - Personal Variable Compensation (PVR) - based on management by objectives and the achievement of pre-set individual and collective targets within the employee's scope of responsibility.

The program has been rolled out and adapted to senior executives of Crédit Agricole Assurances, who are also entitled to receive PVR. PVR measures individual performance based on individual and collective targets in four areas:

- ▶ Economic results;
- ▶ Human capital;
- ▶ Internal/external customers;
- ▶ Society.

The variable compensation awarded is also directly impacted by behaviour that fails to respect the fit and proper requirements, compliance rules and procedures and risk limits. Annual variable compensation is defined as a percentage of base salary, which increases in line with the level of responsibility. For all senior executives, regardless of business line or function, a portion of variable compensation is based on economic targets at group level, increasing in line with responsibility, and the remainder is based on entity targets.

Long-term variable remuneration

The long-term compensation plan, set up by the Crédit Agricole Group in 2011, is based on share and/or cash awards linked to long-term performance conditions.

Crédit Agricole Assurances' executive managers and key Group positions are eligible for this long-term plan, which may be granted at the discretion of Crédit Agricole S.A.'s Chief Executive Officer.

The objectives of the long-term incentive plan are multiple:

- ▶ strengthening the link between sustainable performance and compensation;
- ▶ adapting compensation structures, in line with the regulations, by allowing compensation to be managed over the short and long term;
- ▶ aligning the interests of executive managers with those of shareholders and the long-term performance of the Group;
- ▶ strengthening the Group's attractiveness and its ability to retain its talents; and
- ▶ enabling the company's value creation to be shared with key employees.

The shares and/or performance-linked cash, subject to the fulfilment of the performance conditions, vest over a period of three years.

Following final vesting, the plan regulations may provide for a compulsory holding period for the shares or a retention period for the indexed cash.



At the end of the deferral period, the final vesting of the shares and/or the indexed cash is linked to the achievement of demanding conditions of sustainable performance, based on criteria linked to the economic, financial and social performance of the Crédit Agricole S.A.

These performance criteria are set at the time of the implementation of each plan.

Information on the key characteristics of supplemental pension plans

From 2011 to 2019, Crédit Agricole Assurances' supplementary pension plan for executive managers consisted of a combination of defined contribution pension plans and a top-up defined benefit plan:

- ▶ the aggregate contributions of the two defined-contribution supplementary pension plans (the branch scheme and the company scheme) are equal to 8% of the gross salary capped at eight times the Social Security ceiling (of which 5% is paid by the employer and 3% by the beneficiary);
- ▶ the rights to the defined-benefit top-up scheme, which are determined after the rights paid under the defined-contribution plans. These rights are equal, subject to presence at term, to the product of a pension rate between 0.125% and 0.30% per quarter of seniority, within the limit of 120 quarters, and the reference salary.

This defined-benefit supplementary pension plan complies with the recommendations of the AFEP-MEDEF Code as well as the former provisions of Article L. 225-42-1 of the French Commercial Code which, for the periods concerned, limited the vesting rate of defined-benefit plans to 3% per year (text repealed by Order No. 2019-1234 of 27 November 2019).

In all cases, at the settlement date, the total retirement annuity of all schemes is capped at 70% of the reference compensation by application of the supplementary pension scheme regulations for Crédit Agricole Assurances' executive managers.

In compliance with the Pacte law and in accordance with the provisions of Order No. 2019-697 of 3 July 2019, the top-up defined-benefit plan has been definitively closed since 4 July 2019 and the conditional rights it provides have been crystallised as of 31 December 2019.

Entitlements accumulated within the Group prior to the effective date of the 2011 regulation are maintained in accordance with the provisions of the regulation and are accumulated, where applicable, with entitlements arising from the application of the regulation in force for the calculation of the ceiling of the pension paid.

Therefore, no additional entitlements under the top-up defined-benefit pension plan will be granted for periods of employment after 1 January 2020. The entitlements for periods of employment prior to 1 January 2020 will continue to be calculated on the basis of the salary at the end of the career, in accordance with the conditions provided for by the plan, and the benefit of these past entitlements remains uncertain and subject to the condition of presence.

As of 1 January 2020, Crédit Agricole Assurances has deployed a new pension savings scheme implemented by Crédit Agricole S.A. enabling the gradual building of savings with the company's support. This system consists of an Article 82 defined contribution plan and free share allocations. Part of this capital will thus evolve in line with the Group's performance, reinforcing the alignment with the strong and sustainable growth objectives of the Group's corporate strategy.

Performance bonus for managerial and non-managerial staff

Performance bonuses are based on a precise assessment of results achieved relative to the specific targets for the year (quantitative assessment), taking into account how they were achieved (qualitative assessment). They do not reward the fulfilment of normal duties.

The extent to which objectives are achieved or exceeded is the key criterion for the award of performance bonuses, plus a qualitative assessment of how the targets were achieved (based on criteria such as autonomy, engagement, uncertainty, general context, etc.), and in light of the consequences for other stakeholders in the company (managers, colleagues, other sectors, etc.).

The bonus awarded can therefore be tailored to different situations. The assessment is formally documented in an annual performance appraisal.

In summary, the performance bonus can vary from one employee to another (even within the same category) and from year to year. It is possible that no bonus will be awarded.

Compensation of identified persons

Identified persons are designated jointly by the Risk Management and Permanent Control department, the Compliance department and the Human Resources department. The process is supervised by Crédit Agricole S.A.'s Compensation Committee. Identified persons are employees who can have an impact on the company's risk profile due to their functions, i.e.:

- ▶ Executive directors;
- ▶ Members of the Executive Committee;
- ▶ Persons responsible for key functions;
- ▶ Persons responsible for underwriting activities and business development;
- ▶ Persons responsible for investments.



B.1.4 Material transactions with related parties

Main material transactions during the 2023 financial year are the dividends distributed during 2023 (as presented in part A.1.5) and bond issues between Crédit Agricole Assurances and its parent company or subsidiaries. There were no material transactions with members of Executive Management.





B.2 FIT AND PROPER REQUIREMENTS

A "fit and proper policy for the Crédit Agricole Assurances Group insurance companies" sets out formal rules for assessing and justifying fitness (individual and collective) and propriety of the relevant persons (Board of Directors, executive directors and key function holders).

The policy is reviewed annually and revised if warranted by an event such as a change in the rules for assessing and justifying fitness and propriety.

B.2.1 Crédit Agricole Assurances' Fit and Proper policy

B.2.1.1 Fitness

Assessment of fitness

Collective fitness is assessed in the light of the overall skills, knowledge and experience of the Board of Directors of Crédit Agricole Assurances. It takes into account the various responsibilities allocated to each of the directors to ensure that the Board has a sufficiently broad range of skills, knowledge and experience to guarantee sound, professional management and supervision of the company.

Assessment of individual fitness:

- ▶ For executive directors and key function holders, it takes into account diplomas and experience in proportion to the duties. It is also based on the existence of previous mandates and on all the training followed throughout the mandate.
- ▶ For directors, it is a means of assessment for the individual functions assigned to them but also for the determination of collective competence.

Skills

The Board's overall skills are assessed on the basis of an individual assessment of each member. Directors must collectively have the necessary knowledge and experience with regard to the insurance markets and the financial markets, the company's strategy and business model, its governance system, financial and actuarial analysis and legislative and regulatory requirements applicable to insurance undertakings, as well as the societal and environmental fields. The skills in each area are described in the policy.

B.2.1.2 Propriety

The propriety assessment checks that the individual has never been involved in money laundering, bribery and corruption, influence peddling, embezzlement, narcotics trafficking, fiscal fraud, personal bankruptcy, etc. It also checks the person's reputation and integrity.

Anyone found guilty of impropriety in any of those areas is required to cease their activity within one month of the court decision.

The minimum proof of propriety is a clean criminal record or equivalent document issued by a competent judicial or administrative authority.

B.2.1.3 Notification to the control authority

The control authority is notified of the names of all executive directors and key function holders and of any new appointments or re-appointments.

The Legal department of each entity is responsible for obtaining the information required for notification to the *Autorité de Contrôle Prudentiel et de Résolution* (ACPR).

B.2.2 Fit and proper assessment and validation process

B.2.2.1 Assessment of fitness

Individual fitness

The assessment is based principally on experience acquired (current function, previous executive experience, etc.) and the assessment principles are based on the following factors:

- ▶ Executive directors and key function holders: assessment of skills across all the areas described above for the executive directors and in their area of responsibility for the heads of key functions, based on qualifications, previous executive experience and training, which are detailed in the applications sent to the ACPR for authorisation of their functions in an insurance company;
- ▶ Directors: the assessment of skills across all the areas referred to above is based on their qualifications, previous directorships, experience and approvals for executive offices held.

A support system has been set up for the inventory of diplomas, terms of office, experience and training received. This support, entitled "Summary of experience and skills sheet", is completed for each director.



Collective fitness

In addition to the "summary of experience and skills sheet" requested to assess individual skills, a questionnaire to assess the level of skills expected for each topic is rolled out annually to the directors. This questionnaire is entitled "Self-assessment of knowledge related to Solvency II".

B.2.2.2 Training plan

The results of the skills assessments are analysed to determine any training requirements.

- ▶ Executive directors and key function holders: upon appointment and depending on needs identified, training plans may be proposed and completed on an individual basis;
- ▶ Directors: the training plan proposed is the same for all members of a given Board. However, there may be a special focus on some specific aspects at the request of a director to support the collective training plan, or such training can be provided on an individual basis.

B.2.2.3 Assessment of propriety

The Corporate Secretarial and Legal departments obtain proof of the propriety of directors, executive directors and key function holders and check that they have never been subject to any civil or criminal penalties or sanctions.

For this purpose, in addition to providing a clean criminal record or equivalent document, directors, executive directors and key function holders are required to sign an attestation of propriety.





B.3 RISK MANAGEMENT SYSTEM INCLUDING THE OWN RISK AND SOLVENCY ASSESSMENT

B.3.1 Risk management framework

The Crédit Agricole Assurances Group has devised a risk appetite framework to achieve its strategic objectives while controlling and managing its risk appropriately. This framework is based on strategic financial metrics for solvency, earnings and value, which are broken down into key indicators by risk type, constituting the basis for the Group's Risk strategy.

The risk framework is reviewed once a year and documents the system for managing and monitoring the various risks inherent in the business (financial risk, underwriting risk and operational risk) and, in particular, all related limits and alert thresholds. The risk appetite framework, the risk framework and the update of Solvency II policies are approved by the Board of Directors of the Crédit Agricole Assurances Group after a review of the key indicators and limits by the Crédit Agricole Group Risk Management Committee (a sub-committee of Crédit Agricole S.A.'s Executive Committee, chaired by its Chief Executive Officer).

Any breach of a limit or alert threshold of the risk appetite statement and, where required, the associated remedial measures are reported to Executive Management, the Board of Directors of the Crédit Agricole Assurances Group and the Crédit Agricole Group's Risk Management department. The risk management framework is supplemented by the Own Risk and Solvency Assessment (ORSA) as described below in section B.3.2.

The risk map is the main tool used to identify and measure risks to which each entity and the Group as a whole are exposed. It is based on available information sources and existing measurement systems, which are standardised across the Crédit Agricole Assurances Group: risk dashboards, identification of major risks, operational risk map, outcome of permanent controls, reporting of operational incidents and losses, audit findings and analyses from the various business lines.

In addition, the risk framework is completed by a risk corpus including Solvency II policies.

Each year, the risk map is re-evaluated by the Risk Management department, particularly in light of changes in the risk profile.

Apart from identifying the key risk exposures specific to the Group, the Risk Management department monitors risks related to the insurance business on an ongoing basis in conjunction with the other key functions. This monitoring draws on many sources including economic research, internal reports and external reports, studies published by bodies such as ACPR, EIOPA, etc.).

Financial risk is managed transversally across the Crédit Agricole Assurances Group through:

- ▶ financial risk analyses and opinions issued for general use, in particular those related to Crédit Agricole Assurances' financial policy and investments made directly by the Investment department at the decision of the Chief Executive Officer of the Crédit Agricole Assurances Group in compliance with a set of delegated authorities;
- ▶ portfolio reviews by type of asset (bonds, equities, real estate, etc.);
- ▶ a body of procedures and risk policies applicable to the asset management mandates entrusted by the entities to Amundi, the Crédit Agricole Group's asset management company.

Other risk types are also managed from a Group perspective and are coordinated and consolidated at Group level (underwriting risk, operational risk). Information systems security risks within the Crédit Agricole Assurances Group are monitored and managed centrally, under the aegis of the IS Risk Manager (MRSI), separately from the operational management of these risks, which is the responsibility of the Chief Information Security Officer (CISO) and is also centralised. MRSI's "second look" role also extends to the safety of property and people. MRSI is also in charge of business continuity.

The Executive Committee of Crédit Agricole Assurances is informed monthly of risk updates and developments through a "Risk flash" and receives the Group's Risk dashboard on a quarterly basis. It is used to monitor the Group's risk profile and identify any deviations. Financial risk and compliance with the associated consolidated limits are monitored based on a dedicated report.

Crédit Agricole Assurances has set up a number of bodies to ensure consistent risk management at Group level: the Group Risk Management and Internal Control Committee, which coordinates the four key functions in accordance with the Crédit Agricole Group's internal control standards; the fortnightly Risk Monitoring Committee, which enables the subsidiaries' risk managers and the heads of the core businesses to report any early warnings; the monthly Financial Risk Committee; and the Crédit Agricole Assurances Group Reinsurance Strategy Committee.

In addition, a Strategic Insurance Models Committee, led by the Risk Management function in coordination with the Actuarial function, and chaired by the Crédit Agricole Assurances Group's Executive Management, validates the modelling risk management system and ensures its management. It is supplemented by an Insurance Models Committee, which monitors and assesses the Crédit Agricole Assurances Group's modelling risks.

B.3.2 Own Risk and Solvency Assessment (ORSA)

The Own Risk and Solvency Assessment (ORSA) is organised both at entity level and at Group level on a consolidated basis. It is the responsibility of the Risk Management function, with contribution from the Actuarial function and Finance department. It is based on the existing risk management system (in particular the risk framework).



The ORSA approach is embedded in the Group's operations and in the decision-making processes in place at strategic, management and operational level. Thus, the Group synchronises its ORSA with its budget preparation process and uses the results and analyses to update its risk appetite framework and business line policies in line with budget information and capital planning.

The Group ORSA is carried out annually. It is based on calculations and data produced by the entities at solo level, using the standard formula. In the event of a significant change in the environment or risk profile, ad hoc infra-annual exercises may be triggered.

Overall consistency is assured through the standard reference framework defined by the Group:

- ▶ An internal ORSA policy of the Crédit Agricole Assurances Group;
- ▶ Forward-looking Group ORSA guidelines setting out the key points of the methodology;
- ▶ Group ORSA scenarios applied by all entities drawn up in line with the Group's consolidated risk profile. However, entities may add specific scenarios to capture material risks at their level, which are not covered by the set of Group scenarios;
- ▶ A set of metrics shared at Group level to provide the minimum common basis of the Group dashboard and thus facilitate the risk profile assessment at each level, as well as data aggregation and analysis.

The internal ORSA policy of the Crédit Agricole Assurances Group, validated by its Board of Directors, describes the key elements of the ORSA process and the interaction between the Group and its subsidiaries.

The 2023 ORSA covered the three regulatory assessments of overall solvency requirement, continuous compliance and appropriateness of the standard formula assumptions for the risk profile. The scenarios used for forward-looking assessments mainly focused on financial stress given the predominance of financial risk for the Crédit Agricole Assurances Group, and also considered risks not captured by the standard formula. They aimed to analyse the consequences of penalising situations such as a major fall in diversification assets, persistently low interest rates, a major fall in equities, a correction in the property market, a widening of spreads, persistently low rates with inflation or a situation of high rates combined with requests for surrenders on life insurance contracts. For each of these scenarios, business assumptions were adjusted to take account of probable policyholder behaviour. In addition, the companies most exposed to climate risks have assessed their impacts through specific scenarios, which have been reported to the Group's governance.

In 2023, a Group climate scenario was considered, which was replaced by the ACPR climate stress test, the results of which were reported on 15 January 2024, in addition to CAA's ORSA report.

This work provides quantitative and qualitative information about the Group's funding requirements, which is then used to determine any funding transactions that would be required were the scenarios to materialise (commented on in section E. Capital Management). They also help to identify the levers for action in the event of a shift towards one of the adverse scenarios.





B.4 INTERNAL CONTROL SYSTEM

Internal control aims to ensure the control of activities and risks of all kinds to which the entity is exposed, allowing for the regularity (within the meaning of the regulations and taking into account the revision of the decree of 3 November 2014, which occurred in 2021), safety and efficiency of operations.

Crédit Agricole Assurances has an adequate internal control system that meets the following common principles:

- ▶ Comprehensive coverage of all business operations, risks and responsibilities of persons involved;
- ▶ Executive Management directly involved in the organisation and operation of the internal control system;
- ▶ A clear definition of tasks, including effective segregation of underwriting and control functions and a decision-making process based on a set of formal, up-to-date delegated authorities;
- ▶ Formal, regularly updated standards and procedures, especially in accounting;
- ▶ Risk measurement, monitoring and management systems;
- ▶ A permanent control system based on the principle of two lines of defence integrated into the processing of transactions. The first level of control is performed by the operational functions, which can rely on dedicated teams. An independent level of control is performed by the Group Risk Management function and the Compliance function. These two levels constitute the permanent control. The third level of control is performed by the Internal Audit function (General Inspection or Audit) and ensures periodic control;
- ▶ Reporting to Chief Executive Officer and the Board of Directors on the risk framework and compliance with limits set, as well as the outcome of internal control and the implementation of associated remedial action.

The internal control system implementation meets the following objectives in particular:

- ▶ Financial performance, through the efficient and appropriate use of the Group's assets and resources, and protection against the risk of loss;
- ▶ Comprehensive, accurate and regular knowledge of the data needed for decision making and risk management;
- ▶ Compliance with legal and regulatory provisions, professional and ethical standards and internal standards;
- ▶ Fraud and error prevention and detection;
- ▶ Accuracy, completeness of accounting records and timely and reliable accounting and financial information;
- ▶ Control and regulatory compliance of data used in key Solvency II processes and in particular in Pillar 1.

Permanent control plans comprise:

- ▶ Local control plans focusing on critical processes and the most material risks identified in the risk map; and
- ▶ A set of "key" control reference manual prepared by the Crédit Agricole Group's Risk Management department, covering the quality and proper operation of the risk monitoring and management system.

Four separate control functions ensure that the overall internal control system is consistent, effective and complies with the principles described above across the entire Crédit Agricole Assurances internal control scope:

- ▶ The Group Risk Management Officer (RCPR), responsible for both the permanent control system and risk management, who is supported by the RCPR of the subsidiaries who exercise their role fully in their respective entities;
- ▶ The Head of the Crédit Agricole Assurances Group Compliance function (RFVC), who relies on the Compliance heads of the international and French subsidiaries;
- ▶ The Head of the Key Actuarial function, who is responsible in particular for data quality and the validation of prudential technical provisions;
- ▶ Periodic Control (Key Internal Audit function), which performs audits on a Crédit Agricole Assurances Group-wide basis, based on an operating model governed by the audit policy.

The Risk Management function interacts regularly with Internal Audit during the preparation of assignments and at the time of reporting. The findings and recommendations issued feed into the action plans and are used to update the risk map. Similarly, it works closely with the Actuarial function, which contributes to the control of modelling risks.

The Crédit Agricole Assurances Group Risk Management Officer ensures that the Heads of the Risk Management functions of the Crédit Agricole Assurances Group entities are properly supervised, in particular by participating (directly or delegated) in the entities' Risk and Internal Control Committees. This supervision at Group level is also carried out through the management of regulatory projects.

The Risk Management function works with the Compliance function as part of the second-level permanent controls.

Compliance areas are managed at the Crédit Agricole Group level by the "FIDES" principles. Crédit Agricole Assurances' Compliance function ensures that these principles are correctly applied to each entity and defines, with the business lines, the permanent control plan aimed at managing the non-compliance risks identified during the preparation or the updating of the risk map. The compliance system, whose purpose is to preserve the Group's reputation and avoid the impacts of any violation of the applicable regulations (financial loss, civil, administrative or disciplinary sanctions), also includes training and staff and management awareness actions. The Compliance function issues opinions upon the launch of new products or business activities, which are vetted by the new business and product committees in each entity, as well as proposed investments.

The Crédit Agricole Assurances Group's compliance systems are the subject of an annual review that summarises the main actions taken to improve the system and presents the compliance action plan for the coming year.

The Crédit Agricole Assurances Group Head of Compliance ensures that the Heads of Compliance of the Crédit Agricole Assurances Group entities are properly supervised, in particular by participating (directly or by delegation) in the Risk and



Internal Control Committees. This supervision at Group level is also carried out through the management of regulatory projects.

The Compliance function helps, along with the Risk Management function, to support the distribution networks (Regional Banks and LCL), in particular by defining a standard control plan for the Insurance business line, designed with the distributors and validated by the Crédit Agricole Group bodies.

The Actuarial function contributes to the overall effectiveness of the system by reviewing the reliability and the adequacy of the calculation of prudential technical provisions, and expressing "actuarial opinions" on the overall underwriting policy and the reinsurance decisions made. It also contributes to the effective implementation of the risk management system, in particular the risk modelling underlying the calculation of capital requirements (SCR / MCR) and the ORSA (see details in section B.6 Actuarial function).

The representative of the Legal business line ensures compliance with legal and regulatory provisions and also participates in the internal control system.

The system is managed at Group level through coordination committees and also covers the regulatory projects initiated by the Crédit Agricole Group.

Lastly, the Crédit Agricole Assurances Group's Risk and Internal Control Committee, chaired by Executive Management, is the coordinating body for the four key functions. Reports on all four key functions are carried out monthly.





B.5 INTERNAL AUDIT FUNCTION

B.5.1 General principle

The Internal Audit function operates in line with the Internal Audit Policy approved in 2023 by the Board of Directors of Crédit Agricole Assurances and its subsidiaries. This policy, which is fully compliant with the framework set out in the Solvency II Directive, is reviewed annually. It also complies with the principles and standards drawn up by the Crédit Agricole Group's Business Line Audit Inspection (LMAI).

The Internal Audit function has been centralised since 2010 in the Crédit Agricole Assurances Internal Audit department (Insurance Audit department). It has 33 employees based in Paris and also draws on the LMAI's resources and methodological standards. The Insurance Audit department covers the Group's entire internal control scope. It is also responsible for auditing the Crédit Agricole Assurances Group's subsidiaries in France directly and is involved in the international network supported where applicable by the local internal audit teams (14 persons in total) in Italy (CA Vita, CA Assicurazioni), Japan (CA Life Japan), Poland (CA T.U., CA Zycie), Spain (Abanca Seguros Generales) and in Portugal (Mudum Seguros).

B.5.2 Internal Audit function missions

The Insurance Audit department performs the "Internal Audit function" for the Crédit Agricole Assurances Group within the meaning of the Solvency II Directive and the "Periodic Control function" within the meaning of Article 17 of the French decree of 3 November 2014, amended by the decree of 25 February 2021. It conducts desk and onsite audits in all business units within the Crédit Agricole Assurances Group scope of internal control (no safe haven). Its scope of intervention thus covers all entities, operations, processes and functions covered by the Crédit Agricole Assurances Group internal control scope in France and the international network. It also covers governance and the activities of the other three key functions within the meaning of Solvency II. Lastly, it covers outsourced critical or important services or other operational tasks within the meaning of the decree of 3 November 2014 amended by the decree of 25 February 2021 and the EBA guidelines on outsourcing.

An annual internal audit plan is drawn up based on a risk map covering all operations and the entire governance system, as well as the expected development in business. At Group and subsidiary level, it is part of a broader, longer-term plan that aims to review all operations in full over a maximum period of five years (the frequency may be shorter depending on the risk assessment). The annual audit plan is reviewed annually by the Audit and Accounts Committee and approved by the Board of Directors.

The audits performed by the Insurance Audit department are insurance assignments as defined by professional standards, not consulting assignments. Their purpose is to assess the appropriateness and effectiveness of the risk management and internal control system, and in particular:

- ▶ Correct measurement and management of risks related to the Group's business operations (identification, reporting, management, hedging);
- ▶ Appropriateness and effectiveness of control systems designed to ensure reliability and accuracy of financial, management and operating data in the audited areas, in compliance with the applicable standards and procedures;
- ▶ Proper implementation of remedial action decided (including following audits by the supervisory authorities or the Crédit Agricole Group's General Inspection department);
- ▶ Assessment of the quality and effectiveness of the organisation structure in general.

These audits provide members of the administrative, management or supervisory bodies (AMSB) of the Crédit Agricole Assurances Group and its entities, as well as the Crédit Agricole Group's Audit Inspection business line, with a professional, independent, objective opinion on the operation, risk management system and internal control system of the Crédit Agricole Assurances Group entities.



B.6 ACTUARIAL FUNCTION

The Actuarial function is organised in accordance with Solvency II regulatory requirements. It coordinates and manages the Actuarial functions in the entities and is based on the principle of subsidiarity; each Crédit Agricole Assurances entity organises its Actuarial function according to its own specific needs and any local regulatory or supervisory requirements.

The Crédit Agricole Assurances Group Actuarial function relies on its review of specific Group issues and on the reviews performed by each entity's Actuarial functions.

Each entity's Actuarial function is responsible for:

- ▶ Coordinating the calculation of prudential technical provisions;
- ▶ Ensuring the appropriateness of methodologies, underlying models and assumptions used to calculate prudential technical provisions;
- ▶ Assessing the adequacy and quality of data used to calculate prudential technical provisions;
- ▶ Issuing an opinion on the overall underwriting policy and the adequacy of reinsurance arrangements;
- ▶ Contributing to the risk management system, in particular as regards modelling the risks underlying the calculation of capital and ORSA requirements.

The Crédit Agricole Assurances Group Actuarial function also submits its annual report to the governing bodies, covering:

- ▶ Its coordination with the entities' Actuarial functions;
- ▶ Its conclusions on the reliability and adequacy of the calculation of prudential technical provisions and on the assessment of solvency;
- ▶ All work performed by the Actuarial function and its outcome, clearly indicating any deficiencies and issuing recommendations for remedying them.

The role of the Crédit Agricole Assurances Group Actuarial function is to:

- ▶ Organise quarterly meetings of the Actuarial function committee, whose role is to coordinate the work of the Group Actuarial function and entities' Actuarial functions;
- ▶ Take part in the key committees of the risk management system and the internal control system.



B.7 OUTSOURCING

B.7.1 General principles and objective of the Group's outsourcing policy

The outsourcing policy:

- ▶ Defines outsourcing in accordance with the Solvency II Directive, the amended decree of 3 November 2014, EBA's Outsourcing Guidelines and EIOPA's Guidance on Outsourcing to Cloud Service Providers;
- ▶ Defines the criteria for qualifying a service as outsourcing, distinguishing between "critical" and "significant" outsourcing as defined in the above standards;
- ▶ Sets the general principles for the outsourcing framework;
- ▶ Reminds the obligation to inform the supervisor of the intention to outsource critical or important activities;
- ▶ Describes the control system of outsourcing (including its inclusion in audited operations).

The outsourcing policy, which comprises a set of guidelines, applies to all outsourced activities and functions of the Group regardless of the ordering department.

B.7.2 Intra-group outsourcing arrangements

This policy is reviewed and approved each year by the Board of Directors. It is drilled down to the various subsidiaries by the RCPR. The outsourcing policies of the subsidiaries are approved by Executive Management of each entity based on their own governance process and by their Board of Directors. Each entity is responsible for its outsourcing decisions across its scope of activity.

The Group has an outsourcing policy, an outsourcing strategy and an outsourcing procedure that are deployed in all its subsidiaries. Within this framework, the Crédit Agricole Assurances Group and each entity has appointed an outsourcing "Pilot".

B.7.3 Outsourcing register

Crédit Agricole Assurances maintains an updated register that contains all information on all outsourcing arrangements, including Crédit Agricole S.A.'s intra-group outsourcing agreements:

- ▶ Information on outsourcing contracts;
- ▶ Information on the entities signing the contract;
- ▶ Information on the supervised entity that uses outsourcing;
- ▶ Information on service providers;
- ▶ Information on outsourced functions including data relating to the CLOUD;
- ▶ Information on subcontractors;
- ▶ Information on alternative service providers.



B.8 ANY OTHER INFORMATION

None.



C. RISK PROFILE

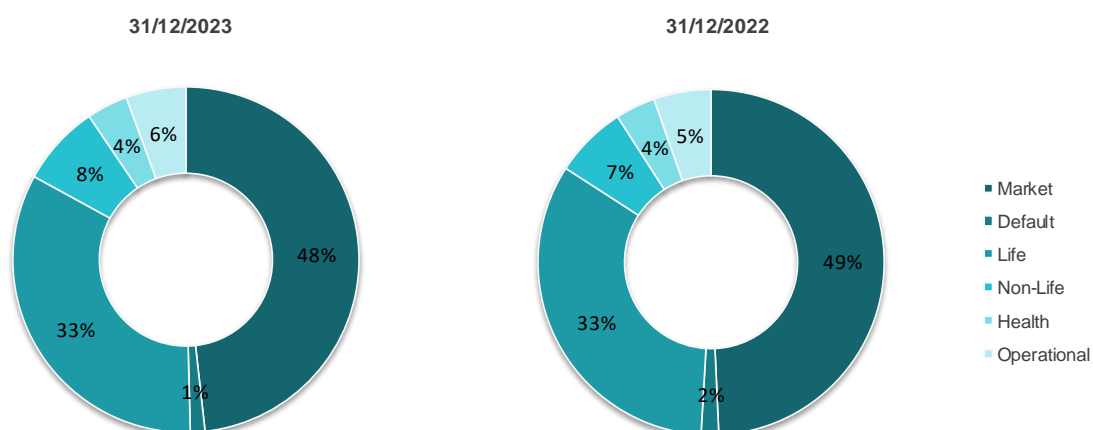
The Group's risk profile described in this section is based on the process for identifying major risks, which is the key tool used to identify and measure the risks to which each entity, and more generally the Crédit Agricole Assurances Group, is exposed. The risk profile is used as the basis for assessing the Group's capital requirement, which is further developed in section E "Capital management" of this report.

Due to the predominance of its savings and retirement activities, the Crédit Agricole Assurances Group's main risks are market and life underwriting risks and, to a lesser extent, other technical risks as well as operational risks, which are all taken into account in the standard Solvency Capital Requirement (SCR) formula. These risks are also the subject of a qualitative analysis in addition to the standard formula's quantitative approach to identifying major risks. This risk management system also allows for control of certain risks that are not explicitly taken into account in the standard formula (in particular sovereign spread risk, liquidity risk, reputational risk, risk of dependency on the Crédit Agricole Group, climate risk, risk of changes in the legal environment and strategic risk), in order to alert the governing body if any deviation is seen relative to the ordinary management framework. The risk control procedure relies on the various policies in place and additional assessments carried out within the framework of the quantitative ORSA.

In view of the risks quantified by the standard formula at end-2023, the Crédit Agricole Assurances Group's solvency capital requirement (SCR) was €13,193 million.

The Crédit Agricole Assurances Group's risk exposure¹⁹ which represents its risk profile for the purposes of the basic solvency capital requirement (BSCR) before diversification, is largely comprised of capital requirements for market risks (48%), and to a lesser extent, for underwriting risks (45%).

Contribution of the modules of the formula to the SCR before diversification



¹⁹ Risk exposure is defined as the BSCR before diversification, after the loss-absorbing capacity of technical provisions and including operational risk.

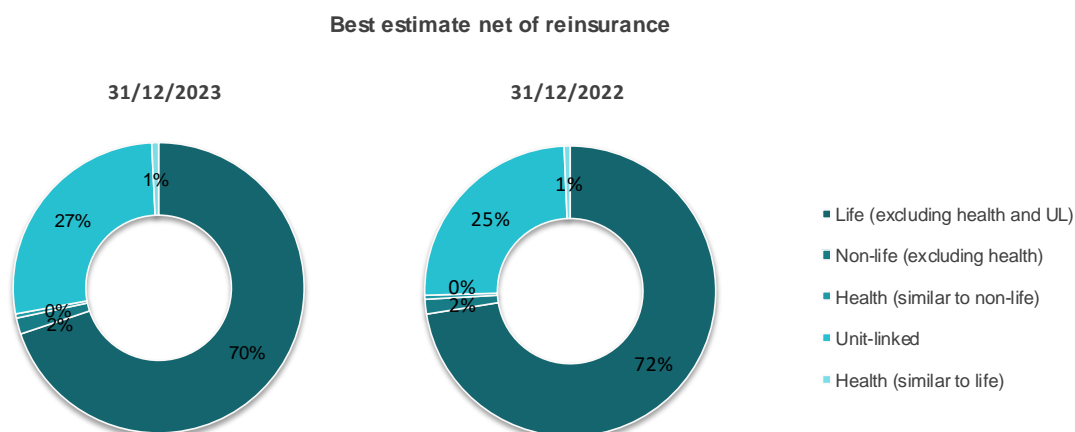
C.1 UNDERWRITING RISK

Through its subsidiaries in France and abroad, the Crédit Agricole Assurances Group operates in three segments: savings and retirement, Personal Protection/Creditor/Group Insurance and property & casualty. At end-2023, underwriting risk exposure represented 45% of the Group's total risk exposure, breaking down as follows between life and non-life risks:

- ▶ 33% for life risks;
- ▶ 8% for non-life risks;
- ▶ 4% for health risks.

It should be noted that, in a context of a very sharp increase in interest rates at the end of 2022 and a high level of interest rates at the end of 2023, the underwriting risk, which had increased sharply at the end of 2022, mainly driven by the risk of massive life surrenders, remained at a high level in 2023.

The savings and retirement business accounts for the bulk of the Group's life "Best estimate" commitments. Compared to 2022, the "Best Estimate" net of reinsurance of this activity was stable overall, with a reallocation from the euro fund to unit-linked products. The above is illustrated in the graph below:



C.1.1 Exposure to principal risks

C.1.1.1 Life underwriting risk

The savings and retirement business exposes the Group to the risk that expenses and deductions charged may not be sufficient to cover operating expenses and commissions paid to distributors, mortality and longevity risk, and, most importantly, surrender risk.

In Personal Protection and Creditor insurance, the Group is more particularly exposed to biometric risk (longevity, mortality, disability, long-term care) and health risk.

Life insurance underwriting risk constitutes the Group's second-largest risk, representing 33% of its risk exposure at end-2023, relatively stable compared to the end of 2022. It is more constant by nature than market risk and benefits from better risk diversification.

C.1.1.2 Non-life underwriting risk

Non-life underwriting risk is encountered mainly in property & casualty insurance. Crédit Agricole Assurances is exposed to frequency and exceptional risks originating either from catastrophe risk, especially climate-related, or the occurrence of high-severity individual claims.

Non-life underwriting risk is the Group's fourth-largest risk category, with a capital requirement representing 8% of risk exposure at end-2023, roughly the same as at end-2022.

C.1.1.3 Health underwriting risk

Health underwriting risks are mainly encountered in the creditor insurance business for "similar to life" risks, and in the health and personal accident insurance business for "similar to non-life" risks.

The Group is mainly exposed to frequency risk and exceptional risk (occurrence of high-severity claims) and biometric risk (incapacity/disability). Health underwriting risk is a secondary risk for the Group.

C.1.2 Risk management and mitigation

In life insurance (savings), the main identified risk is surrender risk. This risk is managed through close monitoring of policyholder behaviour, a competitive policyholder profit-sharing policy and prudent financial management, particularly in the management of reserves.



Given the rise in rates in 2022, close monitoring has been set up. The surrender rates are monitored monthly by the entities concerned on the basis of data collected on a weekly basis to detect shifts in economic trends.

In property & casualty, Creditor and Personal Protection insurance, anti-selection and mispricing risks are managed through:

- ▶ An appropriate pricing policy;
- ▶ The underwriting policy, which is executed by the banking networks and financial partners: in Personal Protection insurance for example, the policy involves medical selection and the maximum death benefit by product and cumulatively per insured;
- ▶ The claims management policy, which is executed by dedicated units or platforms covering France and multiple countries, or is outsourced to local service providers.

The reserves policy developed within each entity ensures good control of the related risk. Catastrophe risk and claims risk are mitigated through the reinsurance policy, which aims to protect capital and to limit earnings volatility.

The ratio of claims - reported, settled or provisioned - to earned premiums (claims ratio) is the key indicator for risk monitoring and is compared with the target ratio based on a standard loss experience scenario.

Additional monitoring of extreme risks and provisioning has also been introduced, mainly by comparison with a climate-related claims budget and a high-severity claims budget.

C.1.3 Risk concentration

Life technical provisions are primarily recognised by the Group's main life insurance entity in France, Predica. Meanwhile, non-life reserves are recognised primarily by the Crédit Agricole Assurances Group's main non-life insurance entity in France, Pacifica. At 31 December 2023, life, non-life and health insurance activities accounted for 74%, 17% and 9% of underwriting risk exposure respectively (vs 76%, 16% and 9% respectively at end-2022).

In non-life, the Group has a wide range of businesses, with six main business lines, which account for nearly 93% of the premiums written in 2023 including 29% for Fire and other property damage and 21% for Medical fees.

C.1.4 Sensitivity

The main underwriting risk is surrender risk, the sensitivity of which is tested indirectly through sensitivity analysis work on assets (bond yield curves) or more directly using a scenario of high interest rates accompanied by a wave of surrenders, adopted for the ORSA's stress scenarios. Given the current environment, that stress would affect solvency and profitability.



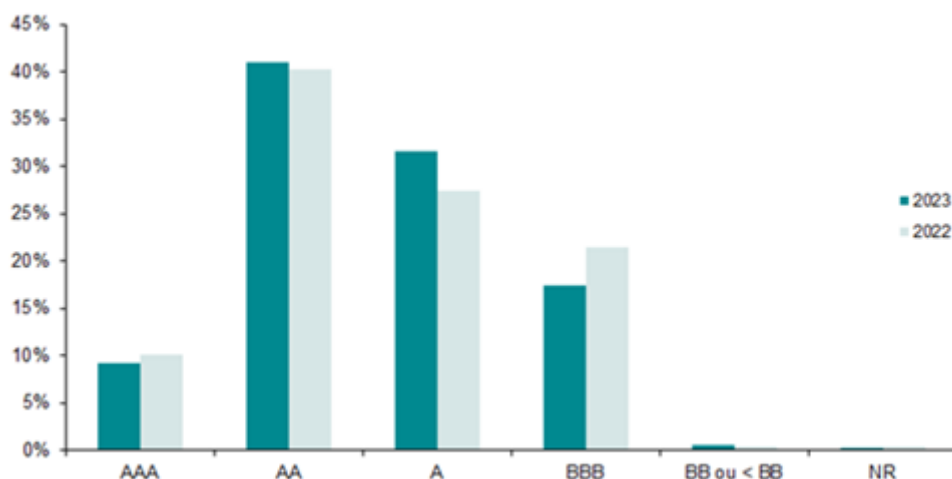
C.2 MARKET RISK

Market risk represented 48% of the Crédit Agricole Assurances Group's risk exposure at end-2023, due to the amount of financial assets representing commitments to policyholders in the savings businesses. Given the diversification of financial assets, the sources of market risk are equity risk, spread risk, interest-rate risk and property risk.

C.2.1 Risk exposure

The Crédit Agricole Assurances Group's bond portfolio, excluding unit-linked products and OPVCMs, mainly consists of AA (41%) and A (32%) rated bonds, as shown in the graph below:

Bond portfolio exposure



Exposure to sovereign bonds (and government guarantees) is mostly concentrated in France, Spain and Italy. Exposure to Italian sovereign debt is carried mainly by the Group's life subsidiary in Italy.

Exposure to exchange-rate risk is minimal due to Group's activities and hedging policy. Low exposure to concentration risk results from the Group's policy in terms of issuer diversification, through compliance with concentration limits.

C.2.2 Risk management and mitigation

Crédit Agricole Assurances has a prudent investment policy. The Group relies both on analyses carried out by the Investment department, which takes into account the risk appetite framework set by Crédit Agricole Assurances, and on information provided by external sources (financial institutions, asset managers, rating agencies). The various risk management and mitigation techniques described below are also based on this principle.

Furthermore, systems are in place to prevent conflicts of interest and to ensure a reliable procedure for vetting new types of investment.

C.2.2.1 Interest rate risk

The Crédit Agricole Assurances Group uses several techniques to deal with sustained decreases or increases in interest rates:

- ▶ A prudent policy as regards policyholder participation distributions and reserves (policyholder participation reserve);
- ▶ Hedging programs via derivative instruments: caps to hedge upward movements in interest rates, floors and swaps to reduce the reinvestment risk in case of a fall in interest rates;
- ▶ An appropriate marketing policy: discontinuation of guaranteed minimum return contracts since 2000;
- ▶ Duration adjusted according to the projected settlement of liabilities;
- ▶ Management of cash and fixed-income assets that can be sold with limited impact in terms of capital losses.

The Group and each of its insurance undertakings have indicators and committees to monitor these techniques.

C.2.2.2 Spread risk

Counterparty risk, along with the spread remunerating this risk, is managed through limits on the breakdown of issues between different rating classes.



Issuer risk is analysed and monitored closely by Amundi's Risk teams (portfolio management is outsourced to Amundi). Risk is actively managed through quarterly portfolio reviews that not only review individual issuers but also address issues related to sectors, countries, the economic environment and identified areas for attention. These portfolio reviews ensure that this risk is actively managed: if necessary, an issuer may be placed on a watch list (a list of issuers in which investment is prohibited) or be subject to a risk disposal program.

C.2.2.3 Diversification asset risk

Overall limits are set for diversification assets and individual limits for each asset class (equities, property, private equity and infrastructure, alternative investments).

These assets, which although likely to generate better returns and provide decorrelation, involve a valuation and accounting provisioning risk (impairment provision), with a potential impact on policyholder returns. These assets are therefore constrained both in terms of their share of the total portfolio and in terms of their volatility.

C.2.3 Concentration

Concentration risk is controlled through different sets of limits, which calibrated according to counterparty type:

- ▶ For sovereign issuers and similar, the Group takes into account the country's debt-to-GDP ratio and credit rating;
- ▶ For financial and industrial issuers, limits are adjusted according to rating and supplemented by an issuer group approach;
- ▶ For the Crédit Agricole Group, the measurement of exposure includes a portion of the bonds backing unit-linked policies, in order to include the potential carrying risk in the event of a wave of surrenders.

Usage of these limits is monitored monthly and any breaches together with remedial measures taken are reported to the appropriate hierarchical level.

Given these management measures, exposure to concentration risk is relatively low.

Excluding French, Spanish and Italian government bonds, the Crédit Agricole Group represents Crédit Agricole Assurances' second-largest risk exposure, accounting for 2.0% of regulatory reserves, after the European Investment Bank.

Investments in diversification assets also comply with concentration rules on an individual basis and within an asset class (weighting of the top 10 exposures, for example for physical real estate).

C.2.4 Sensitivity

Stress scenarios related to financial risks are drawn up as part of the ORSA process. They provide a forward-looking view, over the projection horizon, of solvency indicators by including the plan assumptions, particularly in terms of dividend pay-out and funding and by adjusting life insurance inflows to likely policyholder behaviour in each scenario.

During the 2023 ORSA, the selected stress scenarios, consistent with the Crédit Agricole Assurances Group's risk profile, considered the following approaches:

- ▶ measured growth, continued high inflation (without a prolonged shock) and a high interest rate regime;
- ▶ a sharp fall in risky assets in an environment of rising interest rates;
- ▶ sustained low interest rates and high inflation, without a widening of spreads;
- ▶ a rise in interest rates combined with a fall in stock markets, a widening of spreads and stress on inflation.

Crédit Agricole Assurances does not include a Group "climate change risk" scenario in its forward-looking assessments. Indeed:

- ▶ The ACPR pilot exercise revealed measured impacts for Crédit Agricole Assurances; a rise in rates combined with a fall in the stock markets, a widening of spreads and inflation stress.
- ▶ Climate risks are likely to have significant effects over a long-term horizon (2030 - 2050) that exceeds the ORSA horizon.

The indicators are maintained over the ORSA financial year but deteriorate sharply in the event of an economic crisis or a more marked increase in interest rates.

The solvency ratio also underwent financial sensitivity analyses at 31 December 2023. They included the main risk factors, both on a stand-alone basis (equities, interest rates, spreads) and then combined.

The assumptions used were as follows:



C.2.4.1 Stand-alone financial sensitivity

	Shock
Equities	(25)%
Interest rate rise	+ 50 bps et + 100 bps
Interest rate fall	- 50 bps
Increase in government spreads	+ 75 bps
Increase in corporate spreads	+ 75 bps
Increase in rate volatility	Depends on maturity
Increase in equity volatility	Depends on maturity

C.2.4.2 Combined financial sensitivity

	Shock
Interest rate increase	+ 50 bps
Decrease in equities	(25)%
Decrease in real estate	(10)%

The solvency ratio of the Crédit Agricole Assurances Group is sensitive to changes in interest rates and would deteriorate if interest rates were to rise. It is also sensitive to a decrease in share prices and to a widening of spreads. The most penalising stress excluding the combined effects is the widening of sovereign spreads; it should be noted that the solvency ratio still respects the regulatory threshold.





C.3 CREDIT RISK

C.3.1 Risk exposure

Counterparty default risk is a minor risk for the Crédit Agricole Assurances Group as it represented only 1% of risk exposure at end-2023. Sources of counterparty risk are:

- ▶ Financial counterparties in the case of derivative financial instruments used for hedging purposes (a counterparty's failure to meet its obligations) or bank deposits/cash (failure of a bank to meet its obligations);
- ▶ Reinsurance counterparties (failure of a reinsurer, preventing it from assuming its portion of claims);
- ▶ Guarantees received.

C.3.2 Risk management and mitigation

C.3.2.1 Financial counterparties

Cash is generally not held in current accounts but invested in money market funds.

Derivative instruments on an over-the-counter market, used mainly for prudent hedging of interest-rate risk - both on the upside (caps) and downside (floors, swaps, swaptions, etc.) - are contracted with counterparties selected for the quality of their credit rating. As these transactions are backed by collateral agreements, with daily margin calls, the residual counterparty risk is minimal.

C.3.2.2 Reinsurance counterparties

Management of reinsurer default risk is based on Group internal standards, namely:

- ▶ First, agreements with reinsurers that meet a minimum financial robustness condition (A-), compliance with which is monitored throughout the relationship;
- ▶ Reinsurer dispersion rules (by treaty) and concentration limits on premiums ceded to a single reinsurer, defined by each undertaking, which monitors the limits. The Group monitors the concentration of total premiums ceded, by reinsurer;
- ▶ Securing reserves ceded through standard pledge clauses.

C.3.3 Risk concentration

There were around twenty counterparties in the Crédit Agricole Assurances Group's portfolio of derivative instruments at end-2023.

As regards reinsurance counterparties, excluding internal reinsurance, the largest exposure to any one reinsurer represented around 15% of all premiums ceded to reinsurers. The five most represented external reinsurers together accounted for around 54% of reinsured premiums.



C.4 LIQUIDITY RISK

C.4.1 Risk exposure

Insurance undertakings must be able to cover their liabilities as they become due (particularly surrenders and death benefits in the life business). The risk is that losses may have to be incurred to meet the liabilities (unfavourable market conditions, benefits shock).

C.4.2 Risk management and mitigation

Firstly, liquidity is an investment selection criterion: a majority of securities listed on regulated markets, and limits on naturally less liquid assets such as property, private equity, unrated bonds, participating notes and alternative investments.

Secondly, liquidity management systems are harmonised at Group level and are defined by the insurance undertakings as part of their asset-liability management policy, with metrics adapted to various time horizons (short, medium and long term). Life undertakings manage and mitigate their liquidity risk through three mechanisms:

- ▶ Long-term liquidity: monitoring of and limits on annual liquidity gaps, estimated on a portfolio run-off basis so as to match asset and liability maturities under normal and stressed conditions (wave of surrenders/deaths);
- ▶ Medium-term liquidity: calculation of a "two-year responsiveness" indicator, which measures the capacity to mobilise short-term or floating-rate assets while limiting the impacts in terms of capital loss. It is compared with a minimum threshold required to absorb a wave of surrenders, set by each insurance undertaking. Faced with the risk of massive surrenders in the event of a sharp rise in interest rates, Crédit Agricole Assurances also uses a liquidity monitoring indicator, a measure of liquidity stress whose assumptions regarding assets involve a systemic and global crisis and, regarding liabilities, correspond to the parameters defined by the standard Solvency II model (Pillar 1) and also used by Crédit Agricole Assurances in its ORSA scenarios (Pillar 2);
- ▶ Short-term liquidity: in case of uncertainty regarding net inflows, minimum one-week and one-month liquidity amounts are set and surrenders monitored daily. Crédit Agricole Assurances also has a surrender crisis management plan.

Mechanisms for temporary liquidity management, in the event of an exceptional situation in which markets are unavailable, have also been tested (Predica's channel for liquefying reserves with the ability to sell securities under repurchase agreements to the ECB via Crédit Agricole S.A.).

Life insurance companies analyse cash flow gaps to identify any maturities they should focus on or avoid, e.g. maturities where excessive amounts of redemptions could occur, leading to interest-rate risk when reinvesting the proceeds. Every month, using dashboards, they monitor their reactivity ratio and liquidity monitoring indicator compared with the thresholds they have defined. They also regularly monitor surrender rates and switching between the euro fund and the unit-linked funds, so that they can carry out very close supervision if a stress scenario should arise.

Non-life companies keep a reasonable amount of liquidity in order to respond to a liability shock in view of their reinsurance program.

C.4.3 Sensitivity

The main life undertakings perform stress tests designed to:

- ▶ simulate a crisis of confidence in a volatile environment (surrender shock affecting mathematical reserves for contracts classified as less stable coupled with a decrease in asset prices based on the nature, rating and maturity of the assets and a liquidity conversion time of one to six months);
- ▶ determine resilience in terms of liquidity on that basis.



C.5 OPERATIONAL RISK

C.5.1 Risk exposure

The capital requirement for operational risk amounted to €1,247 million at end-2023.

The most sensitive recurring risk themes concern problems with business activities and systems, as well as poor process execution or management (such as computer processing involved in the management of unit-linked contracts).

IT incidents, which can have impacts on processing times and alter data, are generally difficult to evaluate. Special attention is also paid to the security of property and people.

Risks of non-compliance also constitute a major issue in view of the penalties to which they may expose the Group, as well as the potential risk to the Group's reputation. These risks concern primarily:

- ▶ customer relations, in an increasingly stringent regulatory environment (Insurance Distribution Directive, General Data Protection Regulation, France's Sapin 2 act). In this area, the Crédit Agricole Assurances Group is vigilant in ensuring that its products are properly distributed by its networks (Regional Banks, LCL in particular);
- ▶ prevention of money laundering and terrorist financing;
- ▶ international sanctions regulations;
- ▶ compliance with regulations relating to market transactions, for its direct investments (in particular threshold crossings and prevention of market abuse, etc.).

C.5.2 Risk management and mitigation

The Crédit Agricole Assurances Group and its subsidiaries have an operational risk management system based on:

- ▶ mapping of processes exposed to risk, periodically updated to include organisational changes, new business activities, changes in the cost of risk and audit findings;
- ▶ collection of data relating to operational incidents and losses;
- ▶ a monitoring and alert system; action plans for risks considered to be material after any mitigation and management mechanisms.

Crédit Agricole Assurances applies the Crédit Agricole Group's general information systems risk management policy. The Crédit Agricole Assurances Group and its subsidiaries have each prepared a business continuity plan focusing on essential activities to cover the potential unavailability of information systems, operating premises and staff. These plans meet the Crédit Agricole Group standards: a user fall-back plan (remote working and the acquisition of a strategic stock of back-up workstations) and an IT backup plan based on the shared operating and production environment (Greenfield site). Annual drills are held for both the user fall-back plan and the IT backup plan.

Information system security is based on the Crédit Agricole Group security policies. The three-year program of CyberSecurity projects (including a program of security clearances, intrusion tests and the deployment of scenarios for the massive software and workstation downtime) has been put in place to combat the threat of cyber-attacks, and is being reviewed on a multi-year basis. The European DORA (Digital Operational Resilience Act) regulation was subject to an impact analysis and led to the creation of an implementation program in time for 17 January 2025. At the same time, awareness-raising initiatives for employees take place regularly. In 2023, no successful cyberattacks took place at Crédit Agricole Assurances.

Non-compliance risks are addressed through the compliance system set up within the Crédit Agricole Assurances Group and its entities, including the New Activities and New Products Committees (NAP Committees). Co-ordination bodies help to strengthen management of these risks.

The Crédit Agricole Assurances Group also co-ordinates regulatory projects as well as compliance and financial security matters, such as the treatment of unsettled contracts and the remediation project for international sanctions (OFAC).

C.5.3 Sensitivity

Sensitivities are not calculated for operational risk within the Crédit Agricole Assurances Group.

The impacts of operational risks are measured in terms of image or financial impacts, through the operational risk map. This identifies critical and high-risk processes and the action plans required to improve their management.



C.6 OTHER MATERIAL RISKS

C.6.1 Risk exposure

C.6.1.1 Reputational risk

Given its distribution model, which is based principally on the Crédit Agricole Group's banking networks, and despite the development of alternative channels, any factor affecting the competitive position, reputation (products launched, marketing) or credit quality of the Crédit Agricole Group could have an impact on the results of the Crédit Agricole Assurances Group.

C.6.1.2 Risk of developments in the legal environment

As insurance is a highly regulated activity, it can be seriously affected by changes in standards arising from developments in the law and in the legal environment in which companies operate.

In 2024, insurance companies will have to pay particular attention to the following regulatory changes:

- ▶ The entry into force of the Digital Operational Resilience Act (European regulation on digital operational resilience for the financial sector) on 16 January 2023 and will apply from 15 January 2025;
- ▶ The Retail Investment Strategy (RIS), adopted in May 2022 by the European Commission, and which is continuing its legislative process, and the possible changes in connection with the work around the Value for money;
- ▶ The European CSRD directive (Corporate Sustainability Reporting Directive), applicable from 1 January 2024, setting new non-financial reporting standards and obligations;
- ▶ The new Socially Responsible Investment (SRI) certification framework coming into effect from the 1 March 2024;
- ▶ The draft European regulation Financial Data Access (Fida) further opening up access to financial data;
- ▶ The Solvency II notices published by the ACPR in December 2023 and the ongoing Solvency II review at European level;
- ▶ The European regulation on artificial intelligence (AI Act) agreed in principle on 8 December 2023 for which technical measures are expected.

C.6.2 Risk management and mitigation

C.6.2.1 Reputational risk

The compliance of new products is reviewed by the new activity and new product committees, which review contractual and commercial documentation, training material and sales aids intended for distributors. Training is provided to distribution networks and in France the Crédit Agricole Assurances Group has deployed insurance controls (life and non-life) within LCL and the Regional Banks, to make sure that the marketing and sales approach is consistent.

Initiatives to prevent damage to reputation and image also include procedures for managing relations with third parties, in particular the press. There is also a monitoring process designed to detect emerging risks (press, media, social media, comparison sites, forums, etc.) and organise an appropriate response where necessary.

C.6.2.2 Risk of developments in the regulatory environment

Changes in standards arising from developments in the legal and regulatory environment in which insurance companies operate are a source of risk.

The Group's intelligence efforts involve several complementary systems:

- ▶ legal and regulatory intelligence work by the Public Affairs team;
- ▶ prudential intelligence work by the Finance department;
- ▶ regulatory intelligence work, including work regarding the remit of supervisors, interactions with supervisors and publications. The Risk Management department, in co-ordination with the Compliance Control and Audit departments and the Actuarial function, is in charge of those intelligence efforts, which are the subject of monthly reporting to Executive Management.



C.7 ANY OTHER INFORMATION

None.





D. VALUATION FOR SOLVENCY PURPOSES

General valuation principle

The Crédit Agricole Assurances Group's Solvency II balance sheet is drawn up at 31 December in accordance with Solvency II regulations. In accordance with Article 75 of the Solvency II Directive, the Solvency II balance sheet is based on an economic valuation of assets and liabilities:

- ▶ assets are valued at the amount for which they could be exchanged between knowledgeable willing parties in an arm's length transaction;
- ▶ liabilities are valued at the amount for which they could be transferred, or settled, between knowledgeable willing parties in an arm's length transaction. No adjustment is made to take account of the insurance or reinsurance undertaking's own credit standing.

The Group's consolidated financial statements are prepared in accordance with IAS/IFRS and IFRIC interpretations applicable as at 31 December 2023 and as adopted by the European Union.

The bases, methods and main assumptions used to value assets, technical provisions and other liabilities in the Group's consolidated financial statements are provided in note 1 "Policies and methods applicable within the Crédit Agricole Assurances Group, judgements and estimates used" of section 6 "Consolidated financial statements to 31 December 2023" of the Crédit Agricole Assurances Universal Registration Document.

Crédit Agricole Assurances uses IFRS to value its assets and liabilities other than technical provisions for solvency purposes, insofar as these standards comply with the valuation principles of Solvency II.

The main adjustments made to the Solvency II balance sheet by comparison with the IFRS financial statements are:

- ▶ differences in scope of consolidation between the IFRS financial statements and the Solvency II balance sheet;
- ▶ the elimination of certain intangible assets;
- ▶ the revaluation of assets not recognised at fair value in the IFRS financial statements;
- ▶ the measurement of technical provisions (replacement of the carrying amount of assets and liabilities related to insurance and reinsurance contracts under IFRS by the best estimate and the risk margin);
- ▶ the reclassification and revaluation of debt, including subordinated debt;
- ▶ the tax impacts relating to the above adjustments.

The policies and methods for valuing the main Solvency II balance sheet items are explained below. The difference between the valuation of assets and liabilities (including technical provisions) for solvency purposes corresponds to capital, as set out in detail in section E.

Consolidation rules and methods

To prepare the Solvency II balance sheet, the first method (based on the accounting consolidation) was used to consolidate data relating to entities within the Group's scope. The method is as follows:

- ▶ full consolidation of data from all insurance and reinsurance undertakings, insurance holding companies, mixed financial holding companies and auxiliary service companies that are subsidiaries, along with securitisation vehicles to which risk has been transferred and that have not been excluded from the Group's solvency calculation;
- ▶ proportional consolidation of data from insurance and reinsurance undertakings, insurance holding companies, mixed financial holding companies and auxiliary service companies managed by a subsidiary, in collaboration with one or more subsidiaries, where the liability of those companies is limited to the proportion of the capital they hold;
- ▶ the adjusted equity method for data relating to all investments in related insurance and reinsurance undertakings, insurance holding companies and mixed financial holding companies that are not subsidiaries and are not covered by the preceding points;
- ▶ the equity method, based on sector rules, for investments in related companies that are credit institutions, investment companies and financial institutions, alternative investment fund managers, UCITS management companies, occupational pension institutions and unregulated companies that undertake financial activities;
- ▶ based on the hierarchy of valuation methods described in Article 13 of the Delegated Regulation for the data of all other entities not covered by the preceding points.

Consolidated data are adjusted to eliminate intragroup transactions.

Foreign currency transactions

At the balance sheet date, foreign-currency denominated monetary assets and liabilities are translated at the closing rate into the entity's operating currency.

Foreign subsidiaries' balance sheets are translated into euros, the Group's reporting currency, at the closing exchange rate.



Asset and liability offsetting

The Crédit Agricole Assurances Group offsets a financial asset and a financial liability and presents a net balance if and only if it has a legally enforceable right to offset the amounts recognised and intends to settle the net amount or realise the asset and the liability simultaneously.

Use of judgements and estimates in preparing the Solvency II balance sheet

By their nature, the valuations needed to prepare the financial statements and the Solvency II balance sheet require assumptions to be made and entail risks and uncertainties as regards their future realisation.

Future realisations may be influenced by a number of factors, in particular:

- ▶ national and international market activity;
- ▶ interest-rate and exchange-rate fluctuations;
- ▶ the economic and political climate in certain business sectors or countries;
- ▶ changes to regulations or legislation;
- ▶ the behaviour of policyholders;
- ▶ demographic changes.

This list is not exhaustive.

Accounting estimates that require assumptions to be made are used primarily for the following valuations:

- ▶ financial instruments at fair value;
- ▶ technical provisions;
- ▶ pension plans and other future employee benefits;
- ▶ stock option plans;
- ▶ provisions;
- ▶ deferred tax assets.



D.1 ASSETS

Table comparing the valuation of assets in the financial statements and the valuation of assets for solvency purposes

<i>(in millions of euros)</i>	31/12/2023	
	IFRS value	S2 Value
Goodwill	872	-
Deferred acquisition costs	-	-
Intangible assets	313	-
Deferred tax assets	903	5
Pension benefit surplus	-	-
Property, plant & equipment held for own use	262	206
Investments (other than assets held for index-linked and unit-linked funds)	312,254	283,545
Property (other than own use)	10,659	9,179
Holdings in related undertakings, including participations	20,547	24,931
Equities	23,098	4,124
Bonds	192,114	179,889
Collective Investments Undertakings	64,965	64,651
Derivatives - assets	852	752
Deposits other than cash equivalents	19	19
Other investments	-	-
Assets held for index-linked and unit-linked contracts	94,362	89,142
Loans & mortgages	2,315	728
Reinsurance recoverables from:	1,036	1,306
Non-life and health similar to non-life	878	755
Life and health similar to life, excluding health and index-linked and unit-linked	158	551
Life index-linked and unit-linked	-	-
Deposits to cedants	-	342
Insurance & intermediaries receivables	7	2,506
Reinsurance receivables	1	273
Receivables (trade, not insurance)	1,200	789
Own shares (held directly)	-	-
Amounts due in respect of own fund items or initial fund called up but not yet paid in	-	-
Cash and cash equivalents	1,662	1,009
Any other assets, not elsewhere shown	18	35
Total assets	415,206	379,888

The main differences between the IFRS balance sheet and the Solvency II balance sheet at 31 December 2023, in the amount of -€35,316 million on the balance sheet total, is mainly due to:

- ▶ the differing scopes of consolidation between the IFRS and solvency financial statements:
 - Crédit Agricole Assurances Retraite in an amount of -€22,657 million,
 - CA Life Japan in an amount of -€1,512 million;
- ▶ the deconsolidation of non-controlling interests relating to the Equity portfolio in an amount of -€12,253 million;
- ▶ normative restatement corresponding to the elimination of intangible assets for -€1,134 million (goodwill (-€872 million), software (-€262 million));
- ▶ the reclassification of payables and receivables accounts, impacting technical provisions under IFRS 17, in their original headings: +€3,850 million.



D.1.1 Intangible assets and deferred costs

Intangible fixed assets are identifiable non-monetary assets without physical substance. An asset is considered identifiable if it can be sold or transferred separately, or if it arises from contractual or other legal rights. The main intangible fixed assets recognised in the IFRS financial statements are software and goodwill.

Goodwill is valued at zero in the Solvency II balance sheet.

Intangible fixed assets (other than goodwill) can be recognised in the Solvency II balance sheet at a value that is not zero if they can be sold separately and it can be demonstrated that there is a quoted price on an active market for these assets or similar assets.

If those conditions are met, they are measured at fair value in the Solvency II balance sheet.

For example, software developed for the company's own needs has a value of zero in the Solvency II balance sheet as there is no active market for such an asset.

D.1.2 Deferred tax assets

The principles for the recognition and valuation of deferred taxes in the Solvency II balance sheet are similar to those used in the IFRS financial statements in accordance with IAS 12. Differences between the amounts shown on the Solvency II balance sheet and the IFRS balance sheet stem from differences in the valuation of assets and liabilities on the basis of which these deferred taxes are calculated.

Deferred taxes in the Solvency II balance sheet are valued using a balance sheet-based approach by comparing the value of assets and liabilities in the Solvency II balance sheet with their value for tax purposes. Deferred taxes recognised in the Solvency II balance sheet are the result of:

- ▶ temporary differences (relating in particular to the application of fair value) between the solvency value and the tax value of assets and liabilities;
- ▶ unused tax credits and tax loss carry forwards, if applicable.

A deferred tax asset is recognised insofar as it is likely that future taxable income (other than that already taken into account elsewhere in the Solvency II balance sheet), from which these deductible temporary differences, tax losses and unused tax credits can be deducted, will be available.

An entity's deferred tax assets cannot benefit other entities of the Crédit Agricole Assurances Group.

D.1.3 Property, plant and equipment

Property, plant and equipment held for own use correspond to physical assets that the company intends to use beyond the end of the current financial year and are held for the following purpose:

- ▶ use by the company in the production or supply of goods and services;
- ▶ rental to others;
- ▶ administrative purposes.

The majority of property, plant and equipment corresponds to operating property, consisting of land, buildings and fixtures and fittings used by the company as part of its business activity.

In the IFRS balance sheet, operating properties are recognised at amortised cost.

For the purposes of the Solvency II balance sheet, operating properties are recognised at fair value. This corresponds to a market value based on a five-year valuation that is updated annually.

D.1.4 Financial instruments

Investments are presented by nature in the Solvency II balance sheet (investment property, equities, bonds, investment funds, loans, assets backing unit-linked contracts, etc.).

In the IFRS balance sheet, financial instruments are classified within one of the following three categories:

- ▶ financial assets at fair value through profit or loss;
- ▶ financial assets at amortised cost;
- ▶ financial assets recognised at fair value through equity.

The criteria for classifying and evaluating financial instruments in the IFRS balance sheet depend on the nature of the financial asset, according to its designation:

- ▶ debt instrument (i.e. loans and fixed income securities); or
- ▶ equity instruments (i.e. equities).

The following adjustments are therefore made in the Solvency II balance sheet depending on the classification of financial assets under IFRS:

- ▶ assets recognised at fair value under IFRS: no adjustment as they are already measured at fair value;
- ▶ assets recognised at amortised cost under IFRS: these assets are remeasured at their economic value.





D.1.4.1 Fair value hierarchy

To value financial instruments for solvency purposes, the Crédit Agricole Assurances Group uses the fair value hierarchy established by IFRS 13, which complies with Solvency II regulations.

The fair value hierarchy of financial assets and liabilities is broken down according to the observability of input data used in the valuation in accordance with the principles of IFRS 13.

Level 1 of the hierarchy applies to the fair value of financial assets and liabilities listed on an active market.

Level 2 of the hierarchy applies to the fair value of financial assets and liabilities for which observable data exists. This primarily concerns parameters relating to interest-rate risk or credit risk parameters where these can be revalued on the basis of Credit Default Swap (CDS) prices. Repurchase agreements and reverse repurchase agreements concerning underlying assets listed on an active market are also included in level 2 of the hierarchy, as well as financial assets and liabilities with a demand feature for which the fair value corresponds to the unadjusted amortised cost.

Level 3 of the hierarchy indicates the fair value of financial assets and liabilities for which no observable data exists or for which certain parameters may be remeasured on the basis of internal models using historic data. This primarily concerns parameters relating to credit risk and early redemption risk.

In a certain number of cases, market values are similar to the carrying amount. These include in particular:

- ▶ variable-rate assets or liabilities for which changes in interest rates do not have a notable influence on fair value, as the rates of these instruments are adjusted frequently to market rates;
- ▶ short-term assets or liabilities for which it is believed that the redemption value is similar to the market value;
- ▶ instruments on a regulated market for which prices are set by public authorities;
- ▶ assets or liabilities repayable on demand;
- ▶ operations for which there is no reliable observable data.

D.1.4.2 Investment property

Investment property - as opposed to operating property - is owned by the company in order to give it a certain yield and a capital gain at the time of reselling.

In the IFRS balance sheet, investment properties are mainly recognized at fair value (for properties backing insurance contracts with direct participation features). Other properties are valued at amortized cost.

For the purposes of the Solvency II balance sheet, the latter are recognised at fair value. This corresponds to a market value based on a five-year valuation that is updated annually.

D.1.4.3 Specific cases

In the IFRS balance sheet, investments may be measured at fair value or using the equity method.

In the Solvency II balance sheet, these investments are valued:

- ▶ in insurance and reinsurance companies that are not subsidiaries, using the adjusted equity method, which consists of valuing the investment on the basis of the excess of assets over liabilities valued in accordance with Solvency II principles;
- ▶ in credit institutions, investment firms, financial institutions, alternative investment fund managers, UCITS management companies, institutions for occupational retirement provision, non-regulated companies engaged in financial activities, on the basis of the proportional share of own funds calculated in accordance with sectoral rules;
- ▶ in companies other than those mentioned above, on the basis of the hierarchy of valuation methods described in Article 13 of the Delegated Regulation.

D.1.4.4 Repurchase agreements and securities lending

In terms of valuation and recognition principles, repos and securities lent are treated in a similar way as in the IFRS financial statements.

Securities lent and repos are recognised in the Solvency II balance sheet. Funds received in consideration for repo transactions are recorded as a financial liability in a corresponding amount.

However, securities borrowed and reverse repos are not recognised in the Solvency II balance sheet. Funds paid in consideration for reverse repos are recognised under loans and receivables with a balancing entry consisting of the cash paid.

D.1.5 Assets backing unit-linked contracts

Under IFRS, investments held for unit-linked contracts, where the investment risk is borne by the policyholder, are designated as at fair value through profit or loss.

The same rules are applied in the Solvency II balance sheet.



D.1.6 Recoverable amounts in respect of reinsurance contracts (ceded technical provisions)

The rules for valuing ceded technical provisions are the same as those set out for gross technical provisions as presented in section D.2.5 concerning technical provisions below.

Ceded future cash flows are calculated in accordance with the boundaries of the relevant insurance contracts.

Where a deposit has been made in respect of these cash flows, the amounts ceded are adjusted accordingly to avoid double counting of assets and liabilities relating to the deposit.

Ceded future cash flows are calculated separately for the premium reserve and claims reserve.

D.1.7 Cash and cash equivalents

Cash includes cash in hand, debit balances on bank current accounts and short-term deposits.

In the IFRS balance sheet, cash and cash equivalents are recognized at cost. In the Solvency II balance sheet, they are measured at fair value.

In practice, given the short-term nature of these instruments, fair value is very close to their value at cost. Accordingly, they are not remeasured for solvency purposes.



D.2 TECHNICAL PROVISIONS

D.2.1 Summary of technical provisions

The table below presents a breakdown of the best estimate and the risk margin, as well as a comparison of the total technical provisions with the total IFRS carrying amount of assets and liabilities relating to insurance contracts in the non-life, life, health and index-linked scope.

Summary of the valuation of technical provisions

(in millions of euros)	31/12/2023					Total
	Non-life (excluding health)	Health (similar to non-life)	Health (similar to life)	Life (excl health and index- & unit-linked)	Index-linked and unit-linked	
Gross BEL	5,613	1,477	2,382	211,393	84,559	305,424
Ceded BEL	701	54	428	124	-	1,306
Net BEL	4,912	1,423	1,955	211,269	84,559	304,118
Risk Margin	292	133	385	3,625	1,480	5,914
Total SII Technical provisions	5,905	1,610	2,767	215,017	86,039	311,338
Total IFRS assets and liabilities related to insurance contracts	4,589	1,796	2,782	246,320	96,178	351,666

In 2023, the difference between the IFRS balance sheet and the Solvency II balance sheet was mainly due to:

- ▶ The revaluation of technical provisions for -€18,878 million;
- ▶ The differing scopes of consolidation between the IFRS and solvency financial statements:
 - Crédit Agricole Assurances Retraite for -€20,663 million,
 - CA Life Japan for -€1,449 million;

The application of IFRS 17 concerning the recognition of payables and receivables accounts within the *Best Estimate* (which is not the case under Solvency II) for +€777 million, of which +€1,549 million in non-life (excluding health).



D.2.2 Valuation of technical provisions for solvency purposes

The value of technical provisions under Solvency II is equal to the sum of best estimate liabilities (BEL) and the risk margin (RM).

The best estimate represents the average weighted by the probability of present value of future cash flows and is calculated:

- ▶ on the basis of market information available on the valuation date, using the appropriate risk-free rate curve;
- ▶ using an objective, reliable approach;
- ▶ in compliance with the local regulatory framework.

The best estimate is calculated gross of reinsurance with no deduction of amounts ceded to reinsurers: ceded BELs are calculated separately.

The risk margin is an estimate of the amount, in addition to BELs, so that the total reserve amount recorded on the balance sheet corresponds to the amount an insurer without an existing portfolio would expect to receive in order to take over Crédit Agricole Assurances' insurance obligations. The risk margin is calculated directly net of reinsurance.

However, some reserves are valued on an overall basis, with no separate identification of BEL and RM. The amount of such reserves is not material.

D.2.3 Segmentation

Technical provisions are valued on the basis of a best estimate liability per line of business, reflecting the nature of the risks associated with that liability. The legal form of the liability is not necessarily a determining factor in the nature of the risk.

In addition, if a policy covers insurance liabilities in several lines of business, a best estimate liability does not have to be assigned to each one unless one of them is material.

In segmenting their insurance liabilities, Crédit Agricole Assurances subsidiaries group their policies into homogeneous groups so that the risks of individual policies are properly reflected: the result is similar to that obtained by calculating best estimate liabilities on a contract-by-contract basis.

D.2.4 Initial recognition

For the purpose of calculating the best estimate and the risk margin, commitments are recognised on the earlier of the date on which the Group becomes a party to the policy that gives rise to the commitment and the date on which the insurance or reinsurance cover commences.

D.2.5 Best estimate (BE) general valuation principles

D.2.5.1 Valuation – Cash flows

The gross best estimate of reinsurance is calculated as the probability-weighted average of the present value of future cash flows from policyholder benefits and management expenses incurred in administering these commitments until their maturity, less premiums receivable in respect of policies in force and any recourse.

Cash flow projections are based on assumptions regarding policyholder behaviour and senior management decisions. These assumptions include surrender rates, policyholder participation policy and asset allocation policy.

D.2.5.2 Valuation – Granularity of projections

Contracts are analysed separately and then, for modelling purposes, grouped into homogeneous risk groups that appropriately reflect the risks of each contract in the Group.

The risk groups defined for the valuation of technical provisions are homogeneous, based in particular on the following criteria:

- ▶ type of cover;
- ▶ time basis of the cover (for example, management based on the year of occurrence/reporting);
- ▶ business type (entity's direct business, acceptances, etc.);
- ▶ claims settlement currency;
- ▶ type of benefit paid (annuity, etc.).

Homogeneous risk groups are defined at entity level.

D.2.5.3 Valuation – Contract boundaries

The contract boundary date is the earliest of the following:

- ▶ the date when the insurer first has a unilateral right to terminate the contract;
- ▶ the date when the insurer first has a unilateral right to reject premiums payable under the contract;
- ▶ the date when the insurer first has a unilateral right to amend the premiums or benefits payable such that the premiums fully reflect the risks.



Premiums paid after the boundary date of an insurance or reinsurance contract and the associated liabilities are not included in the best estimate calculation.

Apart from the above cases, future premiums are not included in the best estimate calculation when a contract:

- ▶ does not provide for indemnification of a specific uncertain event that has a material adverse effect on the policyholder;
- ▶ does not provide a financial guarantee of benefits.

D.2.5.4 Valuation – Participation features

Policyholder participation is included in the cash flow modelling to calculate the best estimate liability.

Modelled policyholder participation figures comply with the local regulatory requirements and are subject to strategic assumptions reviewed by the entities' senior management.

For the French entities, therefore, compliance with the minimum policyholder participation rule in the projections is verified and documented.

D.2.5.5 Valuation - Options and guarantees

Life insurance contracts include options and financial guarantees. The best estimate liability includes their impact if it is material.

A stochastic approach to valuation is used. The main options valued by Crédit Agricole Assurances are:

- ▶ surrender option in savings or retirement contracts;
- ▶ minimum guaranteed rates and technical rates;
- ▶ contractual policyholder participation clauses;
- ▶ floor rates in unit-linked contracts.

D.2.5.6 Valuation – Expenses

The cash flow projections used to calculate best estimate liabilities include the following expenses:

- ▶ administrative expenses;
- ▶ investment management expenses;
- ▶ claims management expenses;
- ▶ acquisition expenses.

General overheads incurred in managing insurance liabilities are also included. Expense projections are based on the assumption that the undertaking will underwrite new contracts in the future.

D.2.5.7 Valuation – Discounting

To value technical provisions, the Crédit Agricole Assurances Group uses the risk-free yield curve, credit risk adjustment and volatility adjustment as set out in Article 77d of Directive 2014/51/EU amending Directive 2009/138/EC, as communicated by EIOPA. These items are defined by currency and by country.

CRA (Credit Risk Adjustment) is an adjustment to take account of credit risk relating to investments.

VA (Volatility Adjustment) is a counter-cyclical premium which adjusts the risk-free base rate curve to reduce the impact of the volatility of changes in corporate and government bond spreads on the valuation of technical liabilities.

The Group does not use the MA (Matching Adjustment) referred to in Article 77b of Directive 2014/51/EU amending Directive 2009/138/EC.

Details of the impact of the cancelling out of the volatility adjustment on the Group's financial position are shown in the table below:

<i>In million of Euros</i>	Amount with use of the VA	Impact of a change to zero of the VA
Technical provisions	311,338	904
Basic own funds	28,307	(427)
Eligible own funds to cover the SCR	28,307	(427)
Solvency Capital Requirement	13,193	163
Solvency ratio	215%	209%

The Group's solvency would not be threatened if volatility adjustment is not used.

D.2.6 Transitional measures for technical provisions

The Group has not applied the risk-free interest rate curve as mentioned in Article 308c of Directive 2014/51/EU amending Directive 2009/138/EC, or the transitional deduction referred to in Article 308d of Directive 2014/51/EU amending Directive 2009/138/EC.



D.2.7 Main changes to assumptions used in calculating technical provisions relative to the previous year

In 2023, aside from the updating of certain assumptions to reflect the change in the risk profiles of each entity, there was no material change in assumptions.

D.2.8 Risk margin

The risk margin corresponds to the amount that would compensate a third party who would take over the Group's commitments for the cost of the fixed capital.

It is calculated by discounting the annual cost of capital equivalent to the reference SCR over the residual life of the liabilities used to calculate the best estimate.

In accordance with applicable regulations, the consolidated risk margin is determined as the sum of entities' risk margins without adjustment for intra-group reinsurance transactions (Article 340 of the Delegated Regulation).

D.2.9 Level of uncertainty relating to technical provisions

The calculation of technical provisions by nature entails an element of uncertainty. The assumptions, data and models behind these uncertainties are documented and monitored. In addition, sensitivity analysis is performed in order to regulate the level of these uncertainties and confirm the appropriateness of valuations in view of Solvency II regulations.



D.3 OTHER LIABILITIES

Table comparing the valuation of other liabilities in the financial statements and the valuation of other liabilities for solvency purposes

<i>(in millions of euros)</i>	31/12/2023	
	IFRS value	S2 value
Contingent liabilities	-	-
Provisions other than technical provisions	79	109
Pension benefit obligations	77	16
Deposits from reinsurers	-	709
Deferred tax liabilities	114	2,330
Derivatives - liabilities	201	181
Debts owed to credit institutions	26,456	24,692
Financial liabilities other than debts owed to credit institutions	6,962	6,963
Insurance & intermediaries payables	5	2,570
Reinsurance payables	2	198
Payables (trade, not insurance)	13,688	1,309
Subordinated liabilities	5,617	5,692
Any other liabilities, not elsewhere shown	643	255
Total other liabilities	53,843	45,026

The main differences between other IFRS and prudential other liabilities at 31 December 2023, amounting to -€8,814 million on the balance sheet total, are mainly due to:

- ▶ the deconsolidation of non-controlling interests relating to the Equity portfolio for -€12,253 million;
- ▶ the reclassification of payables and receivables accounts, impacting the technical provisions under IFRS 17, in their original headings: +€3,072 million.

D.3.1 Provisions and contingent liabilities

Provisions other than technical provisions in the Solvency II balance sheet are valued in the same way as for the IFRS balance sheet: provisions for liabilities and charges are recognised if there is an obligation (legal or implied) resulting from a past event for which it is likely that an outflow of resources will be needed to settle the obligation, the maturity or amount of which are uncertain but which can be reliably estimated.

These are measured at their economic value on the basis of the net present value of future cash flows.

Contingent liabilities are recognised in the Solvency II balance sheet if they are material. A contingent liability is material when disclosure of information about its size or its current or potential nature would be likely to influence the decisions or judgement of users, including the supervisory authorities.

The value of contingent liabilities is equal to the expected present value of the future cash flows required to settle the contingent liability over its useful life, determined using the base risk-free rate curve.

D.3.2 Pension provisions

For its Solvency II balance sheet, the Group has used the same valuation method for employee benefit obligations as that used under IAS 19 in the IFRS financial statements, since this standard provides for a valuation method that is consistent with an economic valuation.

The defined benefit plan obligation is presented net of the fair value of plan assets.

D.3.3 Deferred tax liabilities

The principles for the recognition and valuation of deferred taxes in the Solvency II balance sheet are explained in section D.1.2 above.



D.3.4 Financial liabilities

In the IFRS balance sheet, financial liabilities may be measured at amortised cost or at fair value through profit or loss.

Financial liabilities recognised at fair value through profit or loss in the IFRS balance sheet are not remeasured in the Solvency II balance sheet.

The main categories of financial liabilities that need to be remeasured at fair value in the Group's Solvency II balance sheet are subordinated debt and senior debt, which are measured at amortised cost in the IFRS balance sheet:

- ▶ debt issued by the Group and subscribed by Crédit Agricole S.A.;
- ▶ debt issued by the Group and subscribed by external investors.

For other financial liabilities, the IFRS value (amortised cost) is considered to be an acceptable approximation of their Solvency II value, provided that the maturity date falls within the year following the reporting date.

D.4 ALTERNATIVE METHODS FOR VALUATION

The fair value hierarchy used to value financial instruments is explained in section D.1.4.1 above.

The majority of financial assets included in the Crédit Agricole Assurances Group's Solvency II balance sheet are valued in accordance with level 1 of the hierarchy, which corresponds to financial assets listed on an active market.

Securities that are valued using an alternative valuation method to the listed price (AVM, Alternative Valuation Method) represent approximately 26% of total assets, and mainly consist of intra-group securities and real estate.

As there is no active market, an alternative method has been used to minimise valuation uncertainty.

D.5 ANY OTHER INFORMATION

None.



E. CAPITAL MANAGEMENT

E.1 OWN FUNDS

E.1.1 Own funds management policy

The Crédit Agricole Assurances Group has an own funds management policy in place. The policy is applied across all Crédit Agricole Assurances Group subsidiaries. It sets out the method of managing, monitoring and overseeing own funds as well as the funding process for the Crédit Agricole Assurances Group and its subsidiaries. It is reviewed and approved each year by the Board of Directors.

The own funds management policy forms part of the risk appetite framework determined and approved by the Board of Directors of Crédit Agricole Assurances.

It takes into account the regulatory constraints applicable to insurance undertakings, banking regulations, financial conglomerate regulations and the Crédit Agricole Group's own objectives.

Crédit Agricole Assurances manages its own funds in a way that:

- ▶ Complies with regulatory solvency requirements;
- ▶ Contributes to optimising own funds at the Crédit Agricole S.A. Group level;
- ▶ Provides an appropriate allocation of the Crédit Agricole Assurances Group's own funds and that of its subsidiaries.

The own funds allocation policy is adapted to the nature of the risks encountered by all insurance undertakings. The level of own funds relative to the capital requirement for each entity is adjusted to its risk profile, business activity (life or non-life), level of maturity and size.

The own funds management plan is approved each year by the Board of Directors. It sets out the timetable and nature of financial transactions for the current year and over the period of the medium-term plan (three years). It is based on the capital management plans of subsidiaries and consolidated ORSA results in order to determine what capital or subordinated debt issues may be necessary and to estimate the impact of own funds items reaching maturity, on the dividend policy, on the end of transitional measures and on any other change in an own funds item.

The solvency of each subsidiary separately and of the Group as a whole is monitored at least quarterly to make sure that Crédit Agricole Assurances complies with the capital management plan, its solvency position relative to the defined zone and permanent coverage of the solvency capital requirement (SCR) and minimum capital requirement (MCR).

E.1.2 Consolidation method

The solvency of the Crédit Agricole Assurances Group is calculated according to the first consolidation method referred to in Article 230 of Directive 2009/138/EC.

E.1.3 Basic own funds after deductions and available own funds

E.1.3.1 Breakdown of available own funds

All own funds items consist of core own funds as the Crédit Agricole Assurances Group does not have any ancillary own funds.

The Crédit Agricole Assurances Group's available own funds (excluding the own funds of other financial sectors) totalled €27,762 million at 31 December 2023.

In accordance with the provision of Article 95 of Directive 2009/138/EC, the Crédit Agricole Assurances Group's own funds are classified by tier, according to its level, quality, subordination, loss-absorbency and maturity as described in section 2, chapter IV of Delegated Regulation 2015/35.

The Crédit Agricole Assurances Group covers its regulatory capital requirement mainly through Tier 1 capital (84% of available own funds).

The composition of the Crédit Agricole Assurance Group's own funds is as follows:

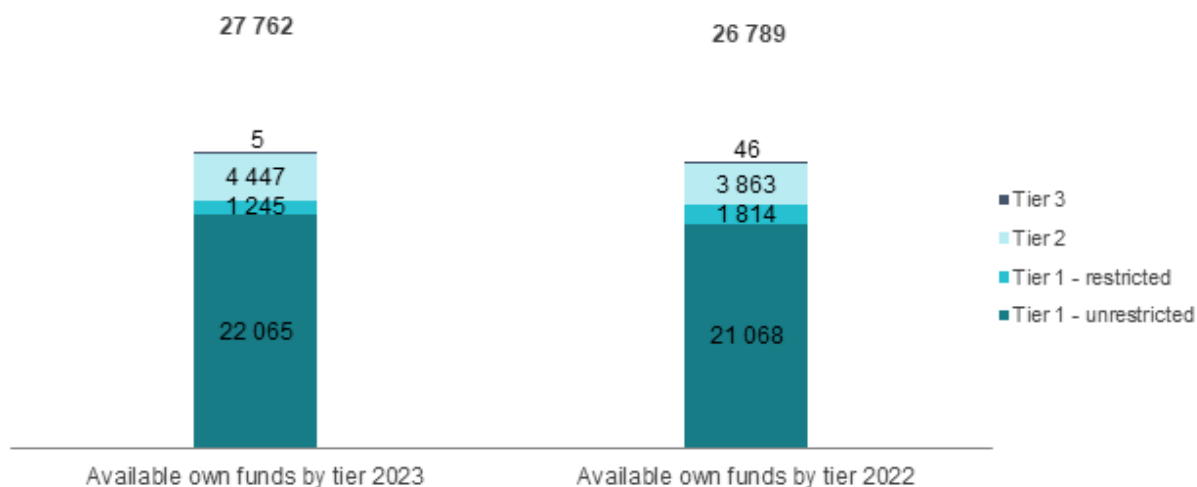
- ▶ Tier 1 unrestricted capital amounted to €22,065 million, mainly comprising:
 - fully paid-up share capital of €1,490 million, and related share premiums of €5,565 million,
 - reconciliation reserve of €8,581 million (see details in section E.1.3.3),
 - surplus funds of €6,836 million,
 - minus €424 million relating to investments in other financial undertakings,
 - non-controlling interests of €17 million;
- ▶ Subordinated debt is divided into Tier 1 restricted capital (€1,245 million) and Tier 2 capital (€4,447 million);
- ▶ Tier 3 capital consists of deferred tax assets available at group level for €3 million and non-controlling interests for €3 million.

The deduction of unavailable own funds consists of own funds items of the Crédit Agricole Assurances Group subsidiaries considered to be non-transferable or non-fungible. Own funds of subsidiaries deemed to be unavailable to the Group by nature may be included up to the amount of the entity's contribution to the Group SCR. At end-2023, no deduction from own funds was carried out in this respect.

No deduction is made in relation to the excess of own funds in ring-fenced funds relative to the notional SCR.

The deduction for investments in other financial undertakings corresponds to Crédit Agricole Assurances' stake in Crédit Agricole Assurances Retraite, a supplementary occupational pension fund, and amounted to €424 million.

Breakdown of available own funds by tier (€ million)



Available own funds increased by €972 million compared with the end of 2022, including an increase of €997 million in Tier 1 unrestricted capital. This increase is mainly due to the increase in the reconciliation reserve partially offset by the decrease in surplus funds. In addition, the decrease in Restricted Tier 1 capital is explained by the early repayment of €107 million of Tier 1 subordinated debt issued by Predica, and the completion of a buyback of Tier 1 external subordinated debt for a nominal amount of €500 million. This repurchase transaction followed the issue of €500 million of Tier 2 subordinated debt.

The reconciliation reserve increased by €2,554 million. The change in the reconciliation reserve is detailed in section E.1.3.3 "Reconciliation reserve".

E.1.3.2 Subordinated debt

The own funds management policy allows Crédit Agricole Assurances to issue subordinated debt to Crédit Agricole S.A. and external investors.

At 31 December 2023, the Crédit Agricole Assurances Group's subordinated debt was valued at €5,692 million under Solvency II, up €16 million relative to 2022, and 5% of it was held by the Crédit Agricole Group.

In 2023, the following subordinated debt transactions were carried out:

- ▶ the issue on 25 October 2023 of €500 million (nominal value) of subordinated debt eligible for SCR coverage as Tier 2 capital;
- ▶ the partial repurchase of €500 million (nominal value) of debt issued to external investors and eligible for SCR coverage as Tier 1 capital by the grandfathering clause;
- ▶ the early repayment of €107 million (nominal value) of debt issued to the Crédit Agricole Group entities and grandfathered as eligible for SCR coverage as Tier 1 capital;
- ▶ the repayment at maturity of €182 million (nominal value) of debt issued to the Crédit Agricole Group entities and grandfathered as eligible for SCR coverage as Tier 2 capital.

The subordinated debt documentation contains standard contractual clauses and does not provide for any loss-absorbing mechanism. For subordinated debt where the first call date has passed, the call can be exercised annually on the interest payment date.

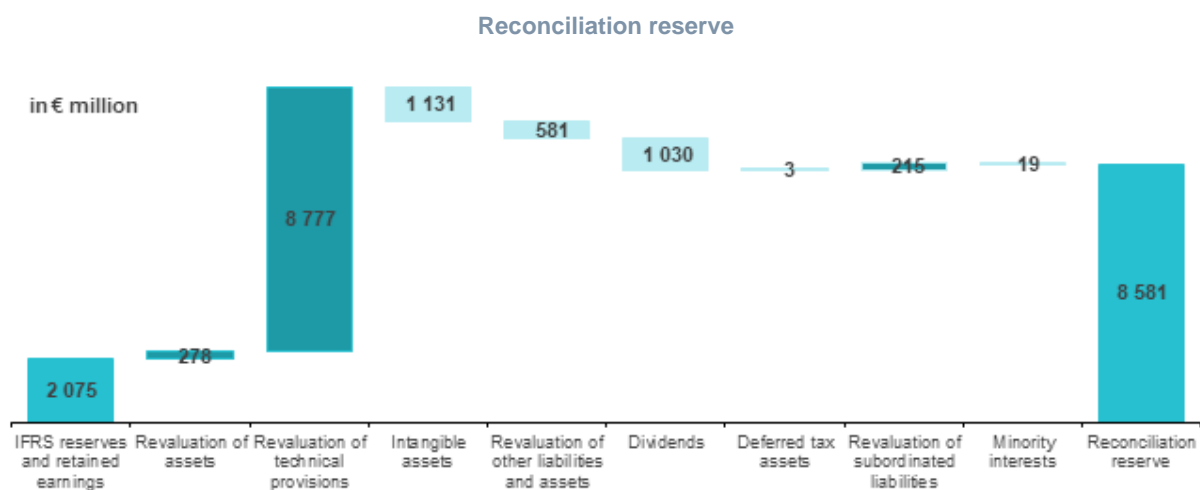
Liabilities eligible as Solvency II capital under the transitional measures represent a total amount of €1,245 million. These instruments, issued before 17 January 2015, are included in equity and classified as Tier 1 or 2 capital according to specific criteria for a limited period of 10 years.

(in millions of euros)	Issuer 1: CAA 2: Other	ISIN	Transitional measure	Legal maturity	Next call date	Amount
Tier 1	1	FR0012222297	yes	Perpetual	14/10/2025	617
	1	FR0012444750	yes	Perpetual	13/01/2025	629
Sub-Total						1,245
Tier 2	1		no	30/06/2026		290
	1	FR0013203734	no	27/09/2048	27/09/2028	929
	1	FR0013312154	no	29/01/2048	29/01/2028	972
	1	FR0013523602	no	17/07/2030		865
	1	FR0014005RZ4	no	06/10/2031		850
	1	FR001400KSZ7	no	25/10/2033		541
Sub-Total						4,447
TOTAL						5,692

Subordinated debt that does not qualify for transitional measures amounted to €4,447 million. They consist of six repayable subordinated issues classified as Tier 2 due 30 June 2026, 27 September 2048, 29 January 2048, 17 July 2030, 6 October 2031 and 25 October 2033.

E.1.3.3 Reconciliation reserve

The reconciliation reserve is a significant component of own funds and consists of the following items:



The reconciliation reserve amounted to €8,581 million at 31 December 2023. It consists of IFRS consolidated reserves (retained earnings, reserves, current year earnings) for €2,075 million, revaluation of balance sheet items for €8,689 million, comprising the revaluation of:

- ▶ investments (excluding technical provisions ceded) for €278 million;
- ▶ technical provisions for €8,777 million;
- ▶ other assets and liabilities for -€581 million;
- ▶ subordinated debt for €215 million.

The main deductions are the elimination of intangible assets for -€1,131 million, the deduction of the dividend proposed to the General Meeting of Shareholders in respect of the 2023 result for -€1,030 million and non-controlling interests for -€19 million.

The reconciliation reserve increased by €2,554 million compared with 2022. This increase consisted of:

- ▶ an increase of €2,197 million in IFRS reserves and retained earnings net of foreseeable dividends, driven by an increase in unrealised gains or losses recognised in other comprehensive income;
- ▶ a €444 million increase relating to the revaluation of IFRS balance sheet items at economic value;
- ▶ an increase of €20 million in adjustments related to the elimination of intangible assets;
- ▶ a decrease in deferred tax assets of €43 million.



E.1.3.4 Reconciliation with IFRS equity

Equity as presented in the 2023 IFRS financial statements amounts to €10,412 million. The excess of assets over liabilities as calculated for solvency purposes amounts to €23,524 million. The main differences between equity as stated in the 2023 IFRS financial statements and the excess of assets over liabilities calculated for solvency purposes stem from:

- ▶ the deduction of subordinated debt classified as equity under IFRS in an amount of -€1,245 million;
- ▶ the elimination of intangible assets for -€1,131 million;
- ▶ the fair value of technical provisions for €15,634 million, of which €6,836 million are related to the inclusion of the eligible policyholder participation reserves (PPB) of French life insurance subsidiaries (Predica and Spirica) in surplus funds;
- ▶ a fair value adjustment of subordinated debt of €215 million;
- ▶ a fair value adjustment of financial assets and other assets and liabilities of €285 million.

In addition to the excess of assets over liabilities, available own funds also includes subordinated debt and amounted to €27,762 million at end-2023.

E.1.3.5 Deferred Taxes

The accounting policies for deferred tax assets and liabilities are set out in paragraphs D.1.2 Deferred tax assets and D.3.3 Deferred tax liabilities. Deferred tax assets and liabilities stem primarily from temporary differences between the value for tax purposes and the economic valuation of technical provisions and investments.

Deferred tax assets are recognised if it is likely that taxable income will be generated in accordance with the regulatory or legal requirement in terms of the limit (in amount and time) for carryforwards of unused tax credits. This future income relates primarily to the Insurance business line generated under the conditions for measuring the best estimate of technical provisions as well as in respect of new underwriting.

For French subsidiaries, the recognition of deferred tax assets is justified by the existence of a tax consolidation agreement between the subsidiaries and Crédit Agricole S.A., the head of the Group's tax consolidation group. This tax agreement comes into play in the event of losses and results in the payment by Crédit Agricole S.A. of tax savings arising from the subsidiaries' losses. The net contribution from non-French subsidiaries to deferred tax assets was immaterial at 31 December 2023.

At 31 December 2023, the Crédit Agricole Assurances Group had net deferred tax assets of €3 million.

As regards net deferred tax assets:

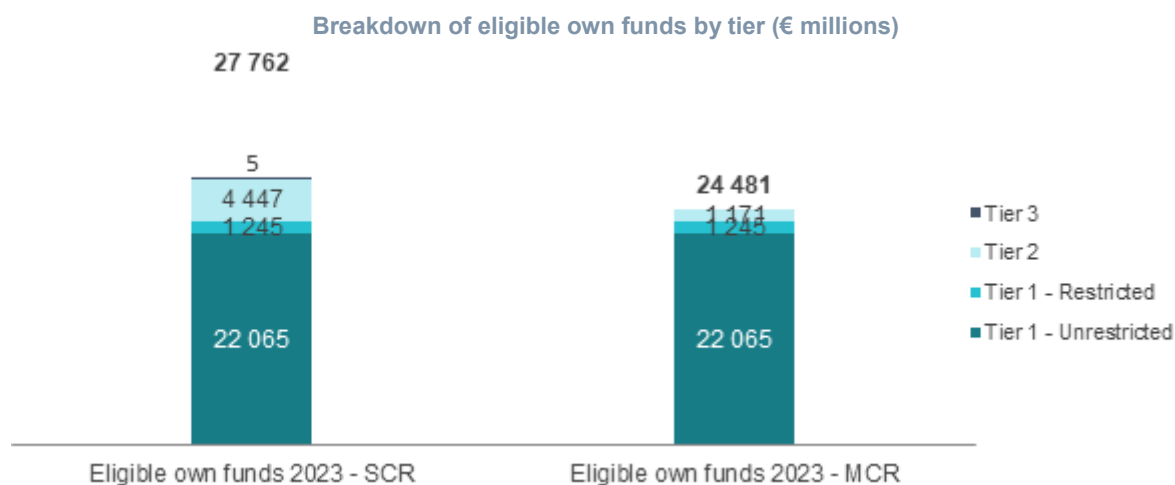
- ▶ These are available as core own funds items classified as Tier 3;
- ▶ The amount of these net deferred tax assets recognised as eligible own funds is limited in accordance with Article 82 of Delegated Regulation.

E.1.4 Eligible own funds (excluding own funds from other financial sectors)

Own funds eligible for covering the SCR (excluding own funds in other financial sectors) amounted to €27,762 million at 31 December 2023.

Own funds eligible for meeting the MCR amounted to €24,481 million.

These own funds consist of the same coverage elements, and the difference between the two figures is due to regulatory restrictions. In accordance with Article 82 of the delegated acts, Tier 2 capital is limited to 20% of the MCR and no Tier 3 component is eligible for MCR coverage.



At-end 2023, there was no capping of the own funds available to cover the SCR after applying the eligibility criteria.

E.1.5 Eligible own funds to cover the Group's SCR (including own funds from other financial sectors)

The own funds of other financial sectors correspond to the own funds of Crédit Agricole Assurances Retraite, a supplementary occupational pension fund, and amounts to €546 million. They are classified as Tier 1 capital.

Own funds eligible to cover the Crédit Agricole Assurances Group's SCR thus amount to €28,307 million at 31 December 2023.



E.2 SOLVENCY CAPITAL REQUIREMENT AND MINIMUM CAPITAL REQUIREMENT

Crédit Agricole Assurances uses the standard formula set out in the Solvency II Directive to calculate the Group's solvency capital requirement (SCR) based on the Solvency II balance sheet. No transitional measures were applied in calculating the SCR.

In accordance with the values provided by EIOPA, the yield curve used to calculate technical provisions at 31 December 2023 includes a credit risk adjustment (CRA) of +10 bps and a volatility adjustment (VA) of +20 bps.

Thus the SCR amounted to €13,193 million at 31 December 2023. The minimum capital requirement (MCR) at Group level, calculated as the sum of the MCRs of the insurance subsidiaries in the prudential scope of consolidation, amounted to €5,854 million.

Given the predominance of commitments in the savings and retirement business of the Crédit Agricole Assurances Group, market risk is the principal risk for Crédit Agricole Assurances, representing 51% of its total risk exposure. Underwriting risk stems primarily from the life business (35%) and, to a lesser extent, from the non-life (8%) and health (4%) businesses. As the Crédit Agricole Assurances Group entities are exposed to risks of different types and in different countries, consolidation led to a diversification benefit of €5,715 million at 31 December 2023.

The loss-absorbing capacity of deferred taxes was -€4,043 million at 31 December 2023. To justify taking account of this adjustment, the Crédit Agricole Assurances Group used the Crédit Agricole Group's tax consolidation mechanism. Under the tax consolidation agreement between Crédit Agricole S.A. and the French entities of the Crédit Agricole Assurances Group, the tax charge borne by these entities in respect of each year of consolidation is identical to that which they would have had to record if they had been taxed separately. In the event of a deficit generated by the French entities of the Crédit Agricole Assurances Group in respect of a financial year, Crédit Agricole S.A., in its capacity as head of the Group, will pay to each of these entities the savings in corporate income tax and similar contributions realised by the tax group as a result of the effective deduction of this deficit from the Group's overall income (on the basis of its taxable income as if it were not a member of the integrated group).



E.3 USE OF THE DURATION-BASED EQUITY RISK SUB-MODULE IN THE CALCULATION OF THE SOLVENCY CAPITAL REQUIREMENT

Not applicable.





E.4 DIFFERENCES BETWEEN THE STANDARD FORMULA AND ANY INTERNAL MODEL USED

Not applicable.



E.5 NON-COMPLIANCE WITH THE MINIMUM CAPITAL REQUIREMENT AND NON-COMPLIANCE WITH THE SOLVENCY CAPITAL REQUIREMENT

Not applicable.





E.6 ANY OTHER INFORMATION

None.



F. APPENDICES – QRTs

The following list of QRTs applicable to the Crédit Agricole Assurances Group is provided in the appendix to this report:

S.02.01.02	Balance Sheet
S.05.01.02	Premiums, claims and expenses by line of business
S.05.02.01	Premiums, claims and expenses by country
S.22.01.22	Impact of measures on long-term guarantees and transitional measures
S.23.01.22	Own funds
S.25.01.22	Solvency capital requirement - for groups using the standard formula
S.32.01.22	Companies within the group scope

K€		Solvency II value
		C0010
Assets		
Goodwill	R0010	
Deferred acquisition costs	R0020	
Intangible assets	R0030	-
Deferred tax assets	R0040	5
Pension benefit surplus	R0050	-
Property, plant & equipment held for own use	R0060	206
Investments (other than assets held for index-linked and unit-linked contracts)	R0070	283,545
Property (other than for own use)	R0080	9,179
Holdings in related undertakings, including participations	R0090	24,931
Equities	R0100	4,124
Equities - listed	R0110	4,103
Equities - unlisted	R0120	21
Bonds	R0130	179,889
Government Bonds	R0140	78,487
Corporate Bonds	R0150	99,438
Structured notes	R0160	1,909
Collateralised securities	R0170	55
Collective Investments Undertakings	R0180	64,651
Derivatives - assets	R0190	752
Deposits other than cash equivalents	R0200	19
Other investments	R0210	-
Assets held for index-linked and unit-linked contracts	R0220	89,142
Loans & mortgages	R0230	728
Loans on policies	R0240	359
Loans and mortgages to individuals	R0250	-
Other loans and mortgages	R0260	369
Reinsurance recoverables from:	R0270	1,306
Non-life and health similar to non-life	R0280	755
Reinsurance recoverables from Non-life excluding health	R0290	701
Reinsurance recoverables from Health similar to non-life	R0300	54
Life and health similar to life, excluding health and index-linked and unit-linked	R0310	551
Reinsurance recoverables from Health similar to life	R0320	428
Reinsurance recoverables from Life excluding health and index-linked and unit-linked	R0330	124
Reinsurance recoverables from Life index-linked and unit-linked	R0340	-
Deposits to cedants	R0350	342
Insurance & intermediaries receivables	R0360	2,506
Reinsurance receivables	R0370	273
Receivables (trade, not insurance)	R0380	789
Own shares (held directly)	R0390	-
Amounts due in respect of own fund items or initial fund called up but not yet paid in	R0400	-
Cash and cash equivalents	R0410	1,009
Any other assets, not elsewhere shown	R0420	35
Total assets	R0500	379,888

K€		Solvency II value
		C0010
Liabilities		
Technical provisions - non-life	R0510	7,515
Technical provisions – non-life (excluding health)	R0520	5,905
Technical provisions calculated as a whole – non-life (excluding health)	R0530	-
Best Estimate – non-life (excluding health)	R0540	5,613
Risk margin – non-life (excluding health)	R0550	292
Technical provisions - health (similar to non-life)	R0560	1,610
Technical provisions calculated as a whole - health (similar to non-life)	R0570	-
Best Estimate - health (similar to non-life)	R0580	1,477
Risk margin - health (similar to non-life)	R0590	133
Technical provisions - life (excluding index-linked and unit-linked)	R0600	217,784
Technical provisions - health (similar to life)	R0610	2,767
Technical provisions calculated as a whole - health (similar to life)	R0620	-
Best Estimate - health (similar to life)	R0630	2,382
Risk margin - health (similar to life)	R0640	385
Technical provisions – life (excl health and index- & unit-linked)	R0650	215,017
Technical provisions calculated as a whole – life (excl health and index- & unit-linked)	R0660	-
Best Estimate – life (excl health and index- and unit-linked)	R0670	211,393
Risk margin – life (excl health and index- & unit-linked)	R0680	3,625
Technical provisions – index-linked and unit-linked	R0690	86,039
Technical provisions calculated as a whole – unit-linked and index-linked	R0700	-
Best Estimate – unit-linked and index-linked	R0710	84,559
Risk margin – unit-linked and index-linked	R0720	1,480
Other technical provisions	R0730	
Contingent liabilities	R0740	-
Provisions other than technical provisions	R0750	109
Pension benefit obligations	R0760	16
Deposits from reinsurers	R0770	709
Deferred tax liabilities	R0780	2,330
Derivatives - liabilities	R0790	181
Debts owed to credit institutions	R0800	24,692
Financial liabilities other than debts owed to credit institutions	R0810	6,963
Insurance & intermediaries payables	R0820	2,570
Reinsurance payables	R0830	198
Payables (trade, not insurance)	R0840	1,309
Subordinated liabilities	R0850	5,692
Subordinated liabilities not in Basic Own Funds	R0860	-
Subordinated liabilities in Basic Own Funds	R0870	5,692
Any other liabilities, not elsewhere shown	R0880	255
Total liabilities (incl. Subordinated liabilities in BOF)	R0900	356,364
Excess of assets over liabilities	R1000	23,524

		Business line for: non-life insurance and reinsurance commitments (direct insurance and proportional reinsurance accepted)								
		Medical expense insurance	Income protection insurance	Workers' compensation insurance	Motor vehicle liability insurance	Other motor insurance	Marine, aviation and transport insurance	Fire and other damage to property insurance	General liability insurance	Credit and suretyship insurance
K€		C0010	C0020	C0030	C0040	C0050	C0060	C0070	C0080	C0090
Premiums written										
Gross - Direct Business	R0110	1,276,271	582,338	656	551,890	994,440	2,729	1,925,920	191,245	13
Gross - Proportional reinsurance accepted	R0120	2,404	-	-	12,175	40	-	2,210	-	-
Gross - Non proportional reinsurance accepted	R0130									
Reinsurers' share	R0140	8,107	12,587	374	28,742	50,063	105	190,742	7,228	-
Net	R0200	1,270,568	569,752	282	535,323	944,417	2,624	1,737,387	184,016	13
Premiums earned										
Gross - Direct Business	R0210	1,240,456	569,182	652	541,827	950,974	2,650	1,868,611	184,303	14
Gross - Proportional reinsurance accepted	R0220	2,404	-	-	12,163	40	-	2,210	-	-
Gross - Non proportional reinsurance accepted	R0230									
Reinsurers' share	R0240	7,972	14,040	374	27,756	45,501	101	182,669	6,830	-
Net	R0300	1,234,887	555,141	277	526,234	905,514	2,548	1,688,152	177,473	14
Claims incurred										
Gross - Direct Business	R0310	998,188	219,323	138	580,250	765,301	1,042	1,612,191	71,793	-
Gross - Proportional reinsurance accepted	R0320	2,065	-	-	2,914	-	-	1,974	(177)	-
Gross - Non proportional reinsurance accepted	R0330									
Reinsurers' share	R0340	1,108	7,402	45	5,120	(11,861)	13	298,395	(1,651)	-
Net	R0400	999,144	211,921	93	578,043	777,162	1,028	1,315,770	73,267	-
Changes in other technical provisions										
Gross - Direct Business	R0410	-	-	-	-	-	-	-	-	-
Gross - Proportional reinsurance accepted	R0420	-	-	-	-	-	-	-	-	-
Gross - Non-proportional reinsurance accepted	R0430									
Reinsurers' share	R0440	-	-	-	-	-	-	-	-	-
Net	R0500	-	-	-	-	-	-	-	-	-
Expenses incurred	R0550	203,965	238,998	120	119,475	223,950	1,041	560,408	53,547	2
Balance - other technical expenses/income	R1210									
Total technical expenses	R1300									

		Business line for: non-life insurance commitments			Line of business for: non-proportional reinsurance accepted				Total
		Legal expenses insurance	Assistance insurance	Miscellaneous financial loss insurance	Non-proportional health reinsurance	Non-proportional casualty reinsurance	Non-proportional marine, aviation and transport reinsurance	Non-proportional property reinsurance	
€		C0100	C0110	C0120	C0130	C0140	C0150	C0160	C0200
Premiums written									
Gross - Direct Business	R0110	243,982	11,689	426,626					6,207,798
Gross - Proportional reinsurance accepted	R0120	1,527	-	127,222					145,579
Gross - Non proportional reinsurance accepted	R0130				-	-	-	-	-
Reinsurers' share	R0140	751	4,297	35,636	-	-	-	-	338,634
Net	R0200	244,758	7,392	518,211	-	-	-	-	6,014,742
Premiums earned									
Gross - Direct Business	R0210	233,181	11,041	420,521					6,023,412
Gross - Proportional reinsurance accepted	R0220	1,527	-	111,083					129,427
Gross - Non proportional reinsurance accepted	R0230				-	-	-	-	-
Reinsurers' share	R0240	607	3,497	31,611	-	-	-	-	320,959
Net	R0300	234,101	7,544	499,993	-	-	-	-	5,831,880
Claims incurred									
Gross - Direct Business	R0310	101,211	522	49,678					4,399,636
Gross - Proportional reinsurance accepted	R0320	-	-	37,521					44,296
Gross - Non proportional reinsurance accepted	R0330				-	-	-	-	-
Reinsurers' share	R0340	6	295	(1,183)	-	-	-	-	297,690
Net	R0400	101,205	228	88,382	-	-	-	-	4,146,241
Changes in other technical provisions									
Gross - Direct Business	R0410	-	-	-					-
Gross - Proportional reinsurance accepted	R0420	-	-	-					-
Gross - Non-proportional reinsurance accepted	R0430				-	-	-	-	-
Reinsurers' share	R0440	-	-	-	-	-	-	-	-
Net	R0500	-	-	-	-	-	-	-	-
Expenses incurred	R0550	119,848	3,233	260,698	-	-	-	-	1,785,286
Balance - other technical expenses/income	R1210								(4,251)
Total technical expenses	R1300								1,781,035

K€	Business Line for: Life Insurance Commitments						Life reinsurance commitments		Total	
	Health insurance	Insurance with profit participation	Index-linked and unit-linked insurance obligations	Other life insurance	Annuities stemming from non-life insurance contracts and relating to health insurance obligations	Annuities stemming from NL ins. contracts and relating to ins. obligations other than health ins. obligations	Health reinsurance	Life reinsurance		
	C0210	C0220	C0230	C0240	C0250	C0260	C0270	C0280		C0300
Premiums written										
Gross	R1410	919,477	13,815,931	10,892,215	2,864,016	-	-	16,452	9,160	28,517,251
Reinsurers' share	R1420	51,561	2	480	78,113	-	-	(222)	5,489	135,423
Net	R1500	867,916	13,815,929	10,891,734	2,785,903	-	-	16,674	3,671	28,381,827
Premiums earned										
Gross	R1510	899,021	13,815,933	10,892,215	2,734,539	-	-	19,269	9,949	28,370,925
Reinsurers' share	R1520	50,728	2	480	58,395	-	-	502	5,489	115,596
Net	R1600	848,293	13,815,931	10,891,734	2,676,144	-	-	18,767	4,460	28,255,329
Claims incurred										
Gross	R1610	390,382	22,872,981	3,624,822	781,597	-	(17,675)	4,901	17,783	27,674,792
Reinsurers' share	R1620	119,670	-	120	20,063	-	2,826	44	3,416	146,138
Net	R1700	270,712	22,872,981	3,624,702	761,534	-	(20,500)	4,857	14,368	27,528,654
Changes in other technical provisions										
Gross	R1710	-	-	-	-	-	-	-	-	-
Reinsurers' share	R1720	-	-	-	-	-	-	-	-	-
Net	R1800	-	-	-	-	-	-	-	-	-
Expenses incurred	R1900	485,624	1,291,925	886,537	1,422,005	-	-	12,485	25,086	4,123,662
Balance - other technical expenses/income	R2510									70,662
Total technical expenses	R2600									4,194,325
Total amount of surrenders	R2700									9,005,014

S.05.02.04 Premiums, claims and expenses by country

1/2

		Home country	Top 5 countries (by amount of gross premiums written) - non-life obligations					Total Top 5 and home country
			IT	PT	ES	PL	DE	
K€		C0080	C0090	C0090	C0090	C0090	C0090	C0140
Premiums written								
Gross - Direct Business	R0110	5,861,369	189,565	81,626	46,003	18,877	10,299	6,207,739
Gross - Proportional reinsurance accepted	R0120	143,268	-	(93)	2,404	-	-	145,579
Gross - Non proportional reinsurance accepted	R0130	-	-	-	-	-	-	-
Reinsurers' share	R0140	254,270	55,780	9,751	15,822	173	2,838	338,634
Net	R0200	5,750,366	133,785	71,782	32,584	18,704	7,461	6,014,683
Premiums earned								
Gross - Direct Business	R0210	5,700,361	184,553	80,888	28,911	18,135	10,505	6,023,352
Gross - Proportional reinsurance accepted	R0220	126,810	-	210	2,404	-	3	129,427
Gross - Non proportional reinsurance accepted	R0230	-	-	-	-	-	-	-
Reinsurers' share	R0240	246,363	52,653	11,097	11,849	168	(1,170)	320,959
Net	R0300	5,580,808	131,900	70,002	19,466	17,967	11,678	5,831,820
Claims incurred								
Gross - Direct Business	R0310	4,274,611	58,548	42,870	19,563	2,762	1,286	4,399,639
Gross - Proportional reinsurance accepted	R0320	42,206	-	4	2,085	-	1	44,296
Gross - Non proportional reinsurance accepted	R0330	-	-	-	-	-	-	-
Reinsurers' share	R0340	252,056	36,314	495	8,420	41	364	297,690
Net	R0400	4,064,761	22,234	42,379	13,228	2,720	923	4,146,244
Expenses incurred	R0550	1,620,416	113,001	27,029	26	14,453	10,315	1,785,240
Balance - other technical expenses/income	R1210							(4,251)
Total technical expenses	R1300							1,780,989

		Home country	Top 5 countries (by amount of gross premiums written) - life obligations					Total Top 5 and home country
			IT	LU	PL	DE	MC	
K€		C0220	C0230	C0230	C0230	C0230	C0230	C0280
Premiums written								
Gross	R1410	24,723,481	3,520,568	12,250	139,710	75,068	1,150	28,472,227
Reinsurers' share	R1420	80,074	47,397	-	2,070	3,451	1	132,994
Net	R1500	24,643,407	3,473,172	12,250	137,639	71,617	1,149	28,339,233
Premiums earned								
Gross	R1510	24,723,037	3,388,786	12,250	136,755	70,359	1,150	28,332,338
Reinsurers' share	R1520	80,327	28,395	-	2,206	1,445	1	112,375
Net	R1600	24,642,710	3,360,392	12,250	134,549	68,914	1,149	28,219,963
Claims incurred								
Gross	R1610	20,452,254	6,417,407	312,354	18,121	17,332	110,093	27,327,561
Reinsurers' share	R1620	132,941	10,568	-	1,058	536	-	145,104
Net	R1700	20,319,313	6,406,839	312,354	17,062	16,796	110,093	27,182,457
Expenses incurred	R1900	3,384,097	588,449	41,396	39,446	45,901	1,454	4,100,744
Balance - other technical expenses/income	R2510							70,662
Total technical expenses	R2600							4,171,407

S.22.01.22 Impact of measures on long-term guarantees and transitional measures

		Amount with Long Term Guarantee measures and transitionals	Impact of transitional on technical provisions	Impact of transitional on interest rate	Impact of volatility adjustment set to zero	Impact of matching adjustment set to zero
		C0010	C0030	C0050	C0070	C0090
<i>K€</i>						
Technical provisions	R0010	311,337,817	-	-	903,751	-
Basic own funds	R0020	28,307,488	-	-	(427,380)	-
Eligible own funds to meet Solvency Capital Requirement	R0050	28,307,488	-	-	(427,380)	-
Solvency Capital Requirement	R0090	13,193,455	-	-	162,672	-



K€		Total	Tier 1 Unrestricted	Tier 1 Restricted	Tier 2	Tier 3
		C0010	C0020	C0030	C0040	C0050
Basic own funds before deduction						
	Ordinary share capital (gross of own shares)	R0010	1,490,404	1,490,404	-	-
	Non-available called but not paid in ordinary share capital to be deducted at group level	R0020	-	-	-	-
	Share premium account related to ordinary share capital	R0030	5,564,843	5,564,843	-	-
	Initial funds, members' contributions or the equivalent basic own - fund item for mutual and mutual-type undertakings	R0040	-	-	-	-
	Subordinated mutual member accounts	R0050	-	-	-	-
	Non-available subordinated mutual member accounts to be deducted at group level	R0060	-	-	-	-
	Surplus funds	R0070	6,835,831	6,835,831	-	-
	Non-available surplus funds to be deducted at group level	R0080	-	-	-	-
	Preference shares	R0090	-	-	-	-
	Non-available preference shares to be deducted at group level	R0100	-	-	-	-
	Share premium account related to preference shares	R0110	-	-	-	-
	Non-available share premium account related to preference shares at group level	R0120	-	-	-	-
	Reconciliation reserve	R0130	8,581,070	8,581,070	-	-
	Subordinated liabilities	R0140	5,691,996	-	1,245,386	4,446,610
	Non-available subordinated liabilities to be deducted at group level	R0150	-	-	-	-
	An amount equal to the value of net deferred tax assets	R0160	2,529	-	-	2,529
	The amount equal to the value of net deferred tax assets not available to be deducted at the group level	R0170	-	-	-	-
	Other items approved by supervisory authority as basic own funds not specified above	R0180	-	-	-	-
	Non available own funds related to other own funds items approved by supervisory authority	R0190	-	-	-	-
	Minority interests	R0200	19,070	16,541	-	2,529
	Non-available minority interests to be deducted at group level	R0210	-	-	-	-

		Total	Tier 1 Unrestricted	Tier 1 Restricted	Tier 2	Tier 3
		C0010	C0020	C0030	C0040	C0050
Own funds from the financial statements that should not be represented by the reconciliation reserve and do not meet the criteria to be classified as Solvency II own funds						
Own funds from fin. stat. not represented by reconc. res. & not meeting criteria to be classifi. as SII own funds	R0220	-	-			
Deductions						
Deductions for participations in other financial undertakings, including non-regulated undertakings carrying out financial activities	R0230	424,184	424,184	-	-	
whereof deducted according to art 228 of the Directive 2009/138/EC	R0240	-	-	-	-	
Deductions for participations where there is non-availability of information (Article 229)	R0250	-	-	-	-	-
Deduction for participations when using D&A or combination of methods (Article 233)	R0260	-	-	-	-	-
Total of non-available own fund items	R0270	-	-	-	-	-
Total deductions not included in the reconciliation reserve	R0280	424,184	424,184	-	-	-
Total basic own funds after deductions	R0290	27,761,559	22,064,505	1,245,386	4,446,610	5,058
Ancillary own funds						
Unpaid and uncalled ordinary share capital callable on demand	R0300	-			-	
Unpaid and uncalled initial funds, members' contributions or the equivalent basic own fund item for mutual and mutual - type undertakings, callable on demand	R0310	-			-	
Unpaid and uncalled preferences shares callable on demand	R0320	-			-	-
A legally binding commitment to subscribe and pay for subordinated liabilities on demand	R0330	-			-	-
Letters of credit and guarantees under Article 96(2) of the Directive 2009/138/EC	R0340	-			-	
Letters of credit and guarantees other than under Article 96(2) of the Directive 2009/138/EC	R0350	-			-	-
Supplementary members calls under first subparagraph of Article 96(3) of the Directive 2009/138/EC	R0360	-			-	
Supplementary members calls - other than under first subparagraph of Article 96(3) of the Directive 2009/138/EC	R0370	-			-	-
Non available ancillary own funds at group level	R0380	-			-	-
Other ancillary own funds	R0390	-			-	-
Total ancillary own funds	R0400	-			-	-

		Total	Tier 1 Unrestricted	Tier 1 Restricted	Tier 2	Tier 3
		C0010	C0020	C0030	C0040	C0050
Own funds of other financial sectors						
Credit institutions, investment firms, financial institutions, alternative investment fund managers, UCITS management companies - total	R0410	-	-	-	-	-
Institutions for occupational retirement provision	R0420	545,929	545,929	-	-	-
Non regulated undertakings carrying out financial activities	R0430	-	-	-	-	-
Total own funds of other financial sectors	R0440	545,929	545,929	-	-	-
Own funds when using the D&A, exclusively or in combination with method 1						
Own funds aggregated when using the D&A and combination of method	R0450	-	-	-	-	-
Own funds aggregated when using the D&A and combination of method net of IGT	R0460	-	-	-	-	-
Total available own funds to meet the consolidated part of the group SCR (excluding own funds from other financial sector and from the undertakings included via D&A)	R0520	27,761,559	22,064,505	1,245,386	4,446,610	5,058
Total available own funds to meet the minimum consolidated group SCR	R0530	27,756,501	22,064,505	1,245,386	4,446,610	-
Total eligible own funds to meet the consolidated part of the group SCR (excluding own funds from other financial sector and from the undertakings included via D&A)	R0560	27,761,559	22,064,505	1,245,386	4,446,610	5,058
Total eligible own funds to meet the minimum consolidated group SCR	R0570	24,480,773	22,064,505	1,245,386	1,170,882	-
Minimum consolidated Group SCR	R0610	5,854,411	-	-	-	-
Ratio of Eligible own funds to Minimum Consolidated Group SCR	R0650	418%	-	-	-	-
Total eligible own funds to meet the total group SCR (including own funds from other financial sector and from the undertakings included via D&A)	R0660	28,307,488	22,610,434	1,245,386	4,446,610	5,058
Total Group SCR	R0680	13,193,455	-	-	-	-
Ratio of Total Eligible own funds to Total group SCR - ratio including other financial sectors and the undertakings included via D&A	R0690	215%	-	-	-	-

K€		C0060
Reconciliation reserve		
Excess of assets over liabilities	R0700	23,523,616
Own shares (held directly and indirectly)	R0710	-
Foreseeable dividends, distributions and charges	R0720	1,029,869
Other basic own fund items	R0730	13,912,677
Adjustment for restricted own fund items in respect of matching adjustment portfolios and ring fenced funds	R0740	-
Other non available own funds	R0750	-
Reconciliation reserve	R0760	8,581,070
Expected profits		
Expected profits included in future premiums (EPIFP) - Life business	R0770	1,954,128
Expected profits included in future premiums (EPIFP) - Non-life business	R0780	107,278
Total Expected profits included in future premiums (EPIFP)	R0790	2,061,406



S.25.01.22 Solvency capital requirement - for groups using the standard formula

K€		Gross solvency capital requirement	Simplifications
		C0110	C0120
Market risk	R0010	30,571,209	-
Counterparty default risk	R0020	313,891	-
Life underwriting risk	R0030	19,805,167	-
Health underwriting risk	R0040	857,099	-
Non-life underwriting risk	R0050	1,689,642	-
Diversification	R0060	(12,136,488)	-
Intangible asset risk	R0070	-	-
Basic Solvency Capital Requirement	R0100	41,100,519	
Operational risk		C0100	
Operational risk	R0130	1,246,745	
Loss-absorbing capacity of technical provisions	R0140	(25,774,234)	
Loss-absorbing capacity of deferred taxes	R0150	(4,043,232)	
Capital requirement for business operated in accordance with Art. 4 of Directive 2003/41/EC	R0160	-	
Solvency Capital Requirement calculated on the basis of Art. 336 (a) of Delegated Regulation (EU) 2015/35, excluding capital add-on	R0200	12,529,797	
Capital add-on already set	R0210	-	
of which, capital add-ons already set - Article 37 (1) Type a	R0211	-	
of which, capital add-ons already set - Article 37 (1) Type b	R0212	-	
of which, capital add-ons already set - Article 37 (1) Type c	R0213	-	
of which, capital add-ons already set - Article 37 (1) Type d	R0214	-	
Consolidated Group SCR	R0220	13,193,455	
Other information on SCR			
Capital requirement for duration-based equity risk sub-module	R0400	-	
Total amount of Notional Solvency Capital Requirements for remaining part	R0410	-	
Total amount of Notional Solvency Capital Requirements for ring-fenced funds	R0420	-	
Total amount of Notional Solvency Capital Requirement for matching adjustment portfolios	R0430	-	
Diversification effects due to RFF nSCR aggregation for article 304	R0440	-	
Minimum consolidated group solvency capital requirement	R0470	5,854,411	
Minimum consolidated group solvency capital requirement			
Capital requirement for other financial sectors (Non-insurance capital requirements)	R0500	663,659	
Capital requirement for other financial sectors (Non-insurance capital requirements) - Credit institutions, investment firms and financial institutions, alternative investment funds	R0510	-	
Capital requirement for other financial sectors (Non-insurance capital requirements) - Institutions for occupational retirement provisions	R0520	663,659	
Capital requirement for other financial sectors (Non-insurance capital requirements) - Capital requirement for non-regulated undertakings carrying out financial activities	R0530	-	
Capital requirement for non-controlled participation	R0540	-	
Capital requirement for residual undertakings	R0550	-	
Capital requirement for collective investment undertakings or investments packaged as funds	R0555	-	
Overall SCR			
SCR for undertakings included via D&A method	R0560	-	
Total group solvency capital requirement	R0570	13,193,455	



S.32.01.22 Companies within the group scope





Country	Identification code of the undertaking	Legal Name of the undertaking	Type of undertaking	Legal form	Category (mutual / non mutual)	Supervisory authority
C0010	C0020	C0040	C0050	C0060	C0070	C0080
France	969500K2MUPSI57XK083	CREDIT AGRICOLE ASSURANCES	5	société anonyme	2	ACPR (FR)
France	969500BB5ZH7LFB2BL43	CREDIT AGRICOLE CREDITOR INSURANCE	5	société anonyme	2	ACPR (FR)
Ireland	969500K2MUPSI57XK083IE52095	SPACE HOLDING	5	société anonyme	2	CBI (IE)
Luxembourg	969500K2MUPSI57XK083LU52096	SPACE LUX	5	société anonyme	2	COMMASSU (LU)
France	96950018S1XWUGVC0E95	PREDICA	4	société anonyme	2	ACPR (FR)
France	969500P5DCT4287UVL36	PACIFICA	2	société anonyme	2	ACPR (FR)
Luxembourg	222100RHVHGHNBQ4VV91	CALIE	1	société anonyme	2	COMMASSU (LU)
France	969500IXARMKRMXEO315	SPIRICA	1	société anonyme	2	ACPR (FR)
Portugal	549300HM15U8TGYXFP61	MUDUM SEGUROS	2	société anonyme	2	ISP (PT)
Italy	815600712E1764BEF578	CA VITA	1	société en commandite par actions	2	ISVAP (IT)
Ireland	635400L1YTYKYSKSB41	CACI LIFE	1	société anonyme	2	CBI (IE)
Ireland	635400THEYDAIONRRP31	CACI NON LIFE	2	société anonyme	2	CBI (IE)
Japan	353800EVW07IPLMT2X95	CA LIFE JAPAN	1	corporation limited	2	FSA (JP)
Italy	815600A7946313257924	CA ASSICURAZIONI	2	société en commandite par actions	2	ISVAP (IT)
Greece	549300PBNQ5382X7W827	CA LIFE GREECE	1	société anonyme	2	BOG (GR)
Poland	259400BVOLY75E7L2G05	CA ZYCIE	2	Société anonyme (hors France)	2	KNF (PL)
France	969500J0J1H1GRL7KK86	CREDIT AGRICOLE ASSURANCES RETRAITE	9	SA à Conseil d'Administration - France	2	ACPR (FR)
Ireland	635400V9R7Z62LMOVS66	CACI REINSURANCE	3	société anonyme	2	CBI (IE)
Spain	959800P1TEVUVV7YZZ92	ABANCA GENERALES DE SEGUROS Y REASEGUROS	2	Société anonyme (hors France)	2	DGSFP (ES)
Poland	259400IDRH0AFY9CPR67	CREDIT AGRICOLE TOWARZYSTWO UBEZPIECZEN SPOLKA AKCYJNA	2	Société anonyme (hors France)	2	KNF (PL)
France	9695001EJGUAT223F44	RAMSAY - GENERALE DE SANTE	99	Société par Actions Simplifiée	2	-
France	969500K2MUPSI57XK083FR62128	INFRA FOCH TOPCO	99	Société par Actions Simplifiée	2	-
France	969500ICGCY1PD6OT783	ALTAREA	99	Société en Commandite par Actions	2	-
France	969500WEPS61H6TJM037	CLARIANE	99	Société Anonyme	2	-
France	969500JTN8BU5BW6UW36	FREY	99	Société Anonyme	2	-
France	969500K2MUPSI57XK083FR15325	CREDIT AGRICOLE ASSURANCES SOLUTIONS	99	Société par Actions Simplifiée	2	-
France	969500UDH342QLTE1M42	ICADE	99	SA à Conseil d'Administration - France	2	-
France	969500C2C11L0PTGRH11	PATRIMOINE ET COMMERCE	99	Société en Commandite par Actions - France	2	-
France	969500K2MUPSI57XK083FR62120	PREDIPARK	99	Société par Actions Simplifiée	2	-
France	9845007709671AE3EC16	SA RESICO	99	Société par Actions Simplifiée	2	-
France	969500K2MUPSI57XK083FR28995	IRIS HOLDING FRANCE	99	Société par Actions Simplifiée	2	-
France	969500K2MUPSI57XK083FR63015	SH PREDICA ENERGIES DURABLES SAS	99	Société par Actions Simplifiée	2	-
France	969500K2MUPSI57XK083FR08679	B IMMOBILIER	99	SA à Conseil d'Administration - France	2	-
France	969500K2MUPSI57XK083FR29354	HOLDING EUROMARSEILLE	99	Société par Actions Simplifiée	2	-
France	969500K2MUPSI57XK083FR61703	PREDICA ENERGIES DURABLES	99	Société par Actions Simplifiée	2	-
France	969500K2MUPSI57XK083FR62960	SAS CRISTAL	99	Société par Actions Simplifiée	2	-
France	969500K2MUPSI57XK083FR64385	ARCAPARK SAS	99	Société par Actions Simplifiée	2	-





Country	Identification code of the undertaking	Legal Name of the undertaking	Type of undertaking	Legal form	Category (mutual / non mutual)	Supervisory authority
C0010	C0020	C0040	C0050	C0060	C0070	C0080
France	969500K2MUPSI57XK083FR66085	PREDIRUNGIS	99	Société par Actions Simplifiée	2	-
France	969500K2MUPSI57XK083LU25022	PRED INFR SA	99	Société Anonyme Holding Luxembourg (LU)	2	-
France	969500K2MUPSI57XK083ES63960	VAUGIRARD INFRA SLU	99	Sociedad Limitada (ES)	2	-
France	9695004OAPTHOKN99645	SAS ALTA VAI HOLDCO	99	Société par Actions Simplifiée	2	-
France	969500K2MUPSI57XK083ES66717	VAUGIRARD AUTOVIA SLU	99	Société anonyme (hors France)	2	-
France	969500K2MUPSI57XK083FR66670	PREDIWATT	99	Société par Actions Simplifiée	2	-
France	213800FGV8ARHLVFN87	FCT CAA COMPARTIMENT CESSION DES CREANCES LCL	99	Fonds Commun de Titrisation	2	-
France	96950024QBTWFKPVXX31	SAS DEFENSE CB3	99	Société par Actions Simplifiée	2	-
France	969500K2MUPSI57XK083FR67559	PREDICA ENER DUR EUR	99	Société par Actions Simplifiée	2	-
Italy	969500K2MUPSI57XK083FR67815	VAUGIRARD SOLARE	99	Société à responsabilité limitée (hors France)	2	-
Italy	969500K2MUPSI57XK083IT68293	VAUGIRARD ITALIA	99	Société à responsabilité limitée (hors France)	2	-
France	969500K2MUPSI57XK083FR63948	Futures Energies Investissements Holding	99	Fonds Commun de Placement	2	-
France	969500LVOAFYYDA6RQ10	SEMMARIS	99	Société anonyme d'économie mixte locale	2	-
Italy	815600939034E41F7352	CENTRAL SICAF S.P.A.	99	société anonyme	2	-
Luxembourg	969500K2MUPSI57XK083LU64685	PISTO Group Holding SARL	99	Société à responsabilité limitée (hors France)	2	-
Luxembourg	969500K2MUPSI57XK083LU63382	CAVOUR AERO SA	99	Société anonyme	2	-
Belgium	969500K2MUPSI57XK083BE66169	FLUXDUNE AO	99	Société anonyme (hors France)	2	-
France	9695009FFM30CUZ8FO85	CASSINI PARTS A	99	Société par Actions Simplifiée	2	-
Spain	969500K2MUPSI57XK083ES66958	TUNNELS DE BARCELONA	99	Société anonyme (hors France)	2	-
Luxembourg	969500K2MUPSI57XK083LU64386	EUROPEAN MOTORWAY INVESTMENTS 1	99	Société par Actions Simplifiée	2	-
France	969500K2MUPSI57XK083FR66413	Futures Energies Investissements Holding 2	99	Société par Actions Simplifiée	2	-
Luxembourg	969500K2MUPSI57XK083FR67147	ELL HOLDCO SARL	99	Société à responsabilité limitée (hors France)	2	-
France	969500K2MUPSI57XK083FR67396	EUROWATT ENERGIE	99	Société par Actions Simplifiée	2	-
Luxembourg	969500K2MUPSI57XK083LU67560	SARL IMPULSE I A	99	Société à responsabilité limitée (hors France)	2	-
France	969500K2MUPSI57XK083FR67624	FEIH 3	99	Société par Actions Simplifiée	2	-
Italy	969500K2MUPSI57XK083IT67625	IEIH	99	Société par Actions Simplifiée	2	-
Portugal	9845009F1AECS3B9EK15	AGUAS PROFUNDAS SA	99	Société anonyme	2	-
Italy	969500K2MUPSI57XK083IT67934	EF SOLARE	99	Societa per Azioni (IT)	2	-
Italy	969500K2MUPSI57XK083IT68895	EDISON RENEWABLES	99	Societa per Azioni (IT)	2	-
France	213800E3JUSKI6SNH535	ADL PARTICIPATIONS	99	Société par Actions Simplifiée	2	-
Austria	969500K2MUPSI57XK083AT68212	CAA STERN GmbH	99	Société à responsabilité limitée (hors France)	2	-
Austria	969500K2MUPSI57XK083AT68894	URI GmbH	99	Fonds Commun de Placement	2	-
Spain	969500K2MUPSI57XK083ES68798	ORDESA SERVICIOS EMPRESARIALES SL	99	Sociedad Limitada (ES)	2	-





Country	Identification code of the undertaking	Legal Name of the undertaking	Type of undertaking	Legal form	Category (mutual / non mutual)	Supervisory authority
C0010	C0020	C0040	C0050	C0060	C0070	C0080
France	969500K2MUPSI57XK083FR68783	VAUGIRARD GRIMSBY	99	Fonds Commun de Placement	2	-
Britain	969500K2MUPSI57XK083GB68896	HORNSEA 2	99	Fonds Commun de Placement	2	-
France	969500K2MUPSI57XK083ES69051	VAUGIRARD RENOVABLES	99	Sociedad Limitada (ES)	2	-
Spain	969500K2MUPSI57XK083ES69069	JANUS RENEWABLES	99	Sociedad Limitada (ES)	2	-
Spain	969500K2MUPSI57XK083ES69070	REPSOL RENOVABLES	99	Forme Juridique à définir	2	-
Spain	969500K2MUPSI57XK083PL69071	ALTAMIRA	99	Sociedad Limitada (ES)	2	-
Luxembourg	969500K2MUPSI57XK083LU69639	VAUGIRARD FIBRA	99	SICAV - Hors France	2	-
France	969500K2MUPSI57XK083FR69632	VAUGIRARD FACTORY	99	SARL - France	2	-
France	969500K2MUPSI57XK083FR69633	LEAD INVESTORS	99	SARL - France	2	-
France	969500K2MUPSI57XK083FR69634	VERKOR	99	SARL - France	2	-
France	969500K2MUPSI57XK083FR68782	SAS COMMERCES 2	99	Société Civile Immobilière	2	-
France	969500K2MUPSI57XK083FR69539	VAUGIRARD LONGUEUIL	99	Société par Actions Simplifiée	2	-
France	969500K2MUPSI57XK083FR69636	INNERGEX FRANCE	99	Société par Actions Simplifiée	2	-
France	969500KR9ZAI2QYC3057	GRD 2 FCP	99	Fonds Commun de Placement	2	-
France	969500JTL6C3US7YY803	GRD 3 FCP	99	Fonds Commun de Placement	2	-
France	549300B2HMXCN3ALDX72	GRD 5 FCP	99	Fonds Commun de Placement	2	-
France	969500IMWOSRCVHBT090	GRD 7 FCP	99	Fonds Commun de Placement	2	-
France	969500MJA0GK5IGSQA39	GRD 10 FCP	99	Fonds Commun de Placement	2	-
France	969500UC11N35F2O1613	GRD 12 FCP	99	Fonds Commun de Placement	2	-
France	969500FX35E1K9LAOZ90	GRD 14 FCP	99	Fonds Commun de Placement	2	-
France	969500VBT1PDYBKVRK67	GRD 17 FCP	99	Fonds Commun de Placement	2	-
France	96950095MMS157U3D496	GRD 18 FCP	99	Fonds Commun de Placement	2	-
France	969500DY80CZU4UPV904	GRD 19 FCP	99	Fonds Commun de Placement	2	-
France	969500UBO3R03ZD3MO07	GRD 20 FCP	99	Fonds Commun de Placement	2	-
France	969500K2MUPSI57XK083FR021442	GRD 11 FCP	99	Fonds Commun de Placement	2	-
France	9695000PJNH8JENNGV92	PREDIQUANT A1 FCP	99	Fonds Commun de Placement	2	-
France	969500NM5JB2NCO7XB12	PREDIQUANT A2 FCP	99	Fonds Commun de Placement	2	-
France	969500CBSEYHOODAEX29	PREDIQUANT A3 FCP	99	Fonds Commun de Placement	2	-
France	9695006NDT1W9KHH7W87	BFT OPPORTUNITES FCP	99	Fonds Commun de Placement	2	-
France	969500K2MUPSI57XK083FR29013	CA-EDRAM OPPORTUNITES FCP 3DEC	99	Fonds Commun de Placement	2	-
France	969500TD5CLSIQTP723	FCPR PREDICA 2005 PART A	99	Fonds Commun de Placement à Risques	2	-
France	9695008W0YF6ZB8SMF55	FCPR PREDICA 2006 PART A	99	Fonds Commun de Placement à Risques	2	-
France	969500K2MUPSI57XK083FR25497	FCPR PREDICA 2007 A 3DEC	99	Fonds Commun de Placement à Risques	2	-
France	969500K2MUPSI57XK083FR63222	FCPR PREDICA 2007 C2	99	Fonds Commun de Placement à Risques	2	-
France	969500A328K3U7R30218	FCPR PREDICA 2008 A1	99	Fonds Commun de Placement à Risques	2	-
France	969500CUL7JC30CH3E67	FCPR PREDICA 2008 COMP BIS A2	99	Fonds Commun de Placement à Risques	2	-
France	969500K2MUPSI57XK083FR63224	FCPR PREDICA 2008 COMPAR TER A3	99	Fonds Commun de Placement à Risques	2	-
France	969500CZMVFIZ1LGGY08	GRD 8 FCP	99	Fonds Commun de Placement	2	-





Country	Identification code of the undertaking	Legal Name of the undertaking	Type of undertaking	Legal form	Category (mutual / non mutual)	Supervisory authority
C0010	C0020	C0040	C0050	C0060	C0070	C0080
France	549300OWPQYL379VRI74	GRD 9 FCP	99	Fonds Commun de Placement	2	-
France	969500K2MUPSI57XK083FR28118	FCPR PREDICA 2010 A1	99	Fonds Commun de Placement à Risques	2	-
France	969500K2MUPSI57XK083FR63225	FCPR PREDICA 2010 A2	99	Fonds Commun de Placement à Risques	2	-
France	969500K2MUPSI57XK083FR63226	FCPR PREDICA 2010 A3	99	Fonds Commun de Placement à Risques	2	-
France	969500K2MUPSI57XK083FR26746	FCPR PREDICA INFR 2006-2007 A	99	Fonds Commun de Placement à Risques	2	-
France	969500AX4UE0IZKB7A10	PREDIQUANT OPPORTUNITES	99	Fonds Commun de Placement	2	-
France	9695004NDRGTGR93EUJ47	FCPR CAA COMPARTIMENT 1 PART A1	99	Fonds Commun de Placement à Risques	2	-
France	969500K2MUPSI57XK083FR63235	FCPR CAA COMPART BIS PART A2	99	Fonds Commun de Placement à Risques	2	-
France	969500SQ5HDT8WH06336	FCPR CAA COMP TER PART A3	99	Fonds Commun de Placement à Risques	2	-
France	969500KSS7JL5OT9YK90	CAA FRANCE CROISSANCE 2 A FCPR	99	Fonds Commun de Placement à Risques	2	-
France	9695002AN22N4N9J3W58	CAA PRIV. FINANC. COMP. 2 A2 FIC	99	Fonds Commun de Placement à Risques	2	-
France	969500K2MUPSI57XK083FR61247	FCPR UI CAP AGRO	99	Fonds Commun de Placement à Risques	2	-
France	969500PL1DJ2GHZ1GQ15	FCPR CAA 2013	99	Fonds Commun de Placement à Risques	2	-
France	969500K2MUPSI57XK083FR61562	FCPR PREDICA SECONDAIRE III A	99	Fonds Commun de Placement à Risques	2	-
France	969500K2MUPSI57XK083FR29722	OBJECTIF LONG TERME	99	Fonds Commun de Placement	2	-
France	9695005MBDD36G2TI827	CAA 2013 FCPR B1	99	Fonds Commun de Placement à Risques	2	-
France	969500KJOFEZXN91W056	CAA 2013 FCPR C1	99	Fonds Commun de Placement à Risques	2	-
France	9695001FQ4KWJ9FIDB84	CAA 2013 FCPR D1	99	Fonds Commun de Placement à Risques	2	-
France	9695006MAAJ33BBUDU37	CAA 2013 COMPARTIMENT 5 A5	99	Fonds Commun de Placement à Risques	2	-
France	969500K2MUPSI57XK083FR61665	CAA 2013-3	99	Fonds Commun de Titrisation	2	-
France	9695000TBVXDAT1E2Y90	GRD 13 FCP	99	Fonds Commun de Placement	2	-
France	969500OTEYC2JAJWU467	GRD 21 FCP	99	Fonds Commun de Placement	2	-
France	969500Q7Q9C8GURT5U54	CAA 2014 COMPARTIMENT 1 PART A1	99	Fonds Commun de Placement à Risques	2	-
France	9695008ZJOGROAP2GB53	CAA 2014 INVESTISSEMENT PART A3	99	Fonds Commun de Placement à Risques	2	-
France	969500K2MUPSI57XK083FR62964	FCT MID CAP 2 05/12/22	99	Fonds Commun de Titrisation	2	-
France	969500K2MUPSI57XK083FR29581	CNP ACP 10 FCP	99	Fonds Commun de Placement	2	-
Ireland	969500K2MUPSI57XK083IE63529	CORSAIR 1.5255% 25/04/35	99	Special Purpose Vehicle - Fonds commun de Créances	2	-
France	969500K2MUPSI57XK083FR63526	AGRICOLE RIVAGE DETTE	99	Fonds Commun de Placement	2	-
France	9695002NAFJA7A8F5Q12	CAA 2015 CPT 1	99	Fonds Commun de Placement	2	-
France	969500U8BRLNG73ANX21	CAA 2015 CPT 2	99	Fonds Commun de Placement	2	-
France	969500K2MUPSI57XK083FR63730	CAREPTA RE-2015 -1	99	Fonds Commun de Titrisation	2	-
France	969500K2MUPSI57XK083FR63609	ARTEMID	99	Fonds Commun de Titrisation	2	-
France	969500K2MUPSI57XK083FR63764	F CORE EU CR 19 MM	99	Fonds Commun de Placement	2	-
France	969500K2MUPSI57XK083FR63769	CA VITA PRIVATE EQUITY CHOISE PARTS PART A	99	Fonds d'Investissement Professionnel Spécialisé	2	-
France	969500K2MUPSI57XK083FR64001	CA VITA INFRASTRUCTURE CHOISE FIPS c.l. A	99	Fonds d'Investissement Professionnel Spécialisé	2	-
France	969500K2MUPSI57XK083FR64140	IAA CROISSANCE INTERNATIONALE	99	Fonds d'Investissement Professionnel Spécialisé	2	-



Country	Identification code of the undertaking	Legal Name of the undertaking	Type of undertaking	Legal form	Category (mutual / non mutual)	Supervisory authority
C0010	C0020	C0040	C0050	C0060	C0070	C0080
France	969500K2MUPSI57XK083FR64137	CAREPTA 2016	99	Fonds Commun de Titrisation	2	-
France	9695007B3RKLN3MLR268	CAA 2016	99	Fonds Professionnel de Capital Investissement	2	-
France	969500UX6JF9N65VNT33	CAA INFRASTRUCTURE	99	Fonds d'Investissement Professionnel Spécialisé	2	-
France	969500K2MUPSI57XK083IT64111	CA VITA PRIVATE DEBT CHOICE FIPS cl.A	99	Fonds Commun de Placement à Risques	2	-
France	969500K2MUPSI57XK083FR64185	CAA SECONDAIRE IV	99	Fonds Professionnel de Capital Investissement	2	-
France	969500K2MUPSI57XK083FR64187	FCT BRIDGE 2016-1	99	Fonds Commun de Titrisation	2	-
France	969500K2MUPSI57XK083FR64392	CAREPTA R 2016	99	Fonds Commun de Titrisation	2	-
France	9695003Q05SU0F0FL820	PREDIQUANT EUROCROISSANCE A2	99	Fonds Commun de Placement	2	-
France	969500E9837WEB4RC674	FPCI COGENERATION FRANCE I	99	Fonds Professionnel de Capital Investissement	2	-
Ireland	969500K2MUPSI57XK083IE64500	CORS FIN 1.52 10-38	99	Special Purpose Vehicle - Fonds commun de Créances	2	-
Luxembourg	969500K2MUPSI57XK083LU64511	PURPLE PR 1.36 10-38	99	Special Purpose Vehicle - Fonds commun de Créances	2	-
Luxembourg	969500K2MUPSI57XK083IE63703	CORS FIN 251038	99	Fonds Commun de Créances	2	-
Luxembourg	969500K2MUPSI57XK083LU64515	PURP PR 1.093 10-38	99	Special Purpose Vehicle - Fonds commun de Créances	2	-
France	969500W74NU7V8KRHV32	CAA INFRASTRUCTURE 2017	99	Fonds Professionnel de Capital Investissement	2	-
France	969500GUOSX2LAZ26567	CAA PE 2017 (CAA PRIVATE EQUITY 2017)	99	Fonds d'Investissement Professionnel Spécialisé	2	-
France	969500OV0V76R5DBAS59	CAA PE 2017 BIS (CAA PRIVATE EQUITY 2017 BIS)	99	Fonds d'Investissement Professionnel Spécialisé	2	-
France	969500ZJA5HXGNC1O247	CAA PE 2017 France INVESTISSEMENT (CAA PRIVATE EQUITY 2017 MEZZANINE)	99	Fonds d'Investissement Professionnel Spécialisé	2	-
France	96950014PS7AYRW18O62	CAA PE 2017 MEZZANINE (CAA PRIVATE EQUITY 2017 MEZZANINE)	99	Fonds d'Investissement Professionnel Spécialisé	2	-
France	969500D8HFDLMSZG7N33	CAA PE 2017 TER CONSO (CAA PRIVATE EQUITY 2017 TER)	99	Fonds d'Investissement Professionnel Spécialisé	2	-
France	969500UW35DFZAUMVE58	GRD 44	99	Fonds Commun de Placement	2	-
France	969500ZJ333L3FVN6T05	GRD 44 N2	99	Fonds Commun de Placement	2	-
France	96950002LRAA9VWV4706	GRD 54	99	Fonds Commun de Placement	2	-
France	969500K2MUPSI57XK083FR64733	UI CAP SANTE 2	99	Fonds Professionnel de Capital Investissement	2	-
France	969500Y85LR1PJZR5M39	CAA PR FI II C1 A1	99	Fonds Commun de Placement	2	-
France	969500L481XEWWH1B735	Effithermie	99	Fonds Professionnel de Capital Investissement	2	-
France	969500YV414TPPIVYJ95	Prediquant Premium	99	Fonds Commun de Placement	2	-
France	969500K2MUPSI57XK083FR65874	CAA INFRASTRUCTURE 2018 - COMPARTIMENT 1	99	Fonds d'Investissement Professionnel Spécialisé	2	-
France	969500K2MUPSI57XK083FR65935	COMPARTIMENT DS3 - IMMOBILIER VAUGIRARD	99	Fonds Commun de Placement	2	-





Country	Identification code of the undertaking	Legal Name of the undertaking	Type of undertaking	Legal form	Category (mutual / non mutual)	Supervisory authority
C0010	C0020	C0040	C0050	C0060	C0070	C0080
France	969500K2MUPSI57XK083FR65934	CAA PRIVATE EQUITY 2018 - COMPARTIMENT FRANCE INVESTISSEMENT	99	Fonds Professionnel de Capital Investissement	2	-
France	969500K2MUPSI57XK083FR65796	COMPARTIMENT DS3 - VAUGIRARD	99	Fonds Commun de Titrisation	2	-
France	969500T80J404PJ38I05	CAA PRIVATE EQUITY 2018 - COMPARTIMENT 1	99	Fonds Professionnel de Capital Investissement	2	-
France	969500K2MUPSI57XK083FR66170	AM DESE FIII DS3IMDI	99	Fonds Commun de Titrisation	2	-
France	969500K2MUPSI57XK083FR66090	BFT VALUE PREM OP CD	99	Fonds Commun de Placement	2	-
France	969500K2MUPSI57XK083FR30685	CAA COMMERCES 2	99	Sté Pit prépondérance immobilière capital variable	2	-
France	969500K2MUPSI57XK083FR67137	CAA PRIV EQY 19 CF A	99	Fonds Professionnel de Capital Investissement	2	-
France	9695003CKZVSMZLV7W31	GRD ACT.ZONE EURO	99	Fonds Commun de Placement	2	-
France	9695007HC7DU4TH3VJ47	BFT EQUITY PROTEC 44	99	Fonds Commun de Placement	2	-
France	969500K2MUPSI57XK083FR67527	CAA PE 20 COMP 1 A1	99	Fonds Commun de Placement	2	-
France	213800VHWKNDZRZ1JZA90	AMUNDI CAA ABS CT	99	Fonds Commun de Placement	2	-
Luxembourg	969500K2MUPSI57XK083LU66613	ARCHM.-IN.DE.PL.III	99	Fonds d'Investissement Professionnel Spécialisé	2	-
France	969500K2MUPSI57XK083LU68210	AMUNDI DS IV VAUGIRA	99	Fonds Commun de Placement	2	-
France	969500K2MUPSI57XK083FR68170	CAA INFRAST 2021 A	99	Fonds d'Investissement Professionnel Spécialisé	2	-
France	969500K2MUPSI57XK083LU68619	BRIDGE EU 20 SR LIB	99	Fonds Commun de Placement	2	-
France	969500K2MUPSI57XK083FR25501	CAA ACTIONS MONDES P	99	Fonds Commun de Placement	2	-
France	969500K2MUPSI57XK083FR60164	FDC A1 PART P	99	Fonds Commun de Placement	2	-
France	969500K2MUPSI57XK083FR67754	GRD 44 N 6 PART P	99	Fonds Commun de Placement	2	-
France	969500K2MUPSI57XK083FR67379	MID INFRA SLP	99	SICAV - France	2	-
France	969500K2MUPSI57XK083FR67758	CAA INFRASTRU.2020 A	99	Fonds d'Investissement Professionnel Spécialisé	2	-
France	969500K2MUPSI57XK083FR68172	CAA PV EQ2021 BIS A2	99	Fonds Commun de Placement	2	-
France	969500K2MUPSI57XK083FR68776	AMUNDI VAUGIRARD DETTE IMMO II	99	Fonds Commun de Placement	2	-
France	969500K2MUPSI57XK083FR68778	SC CAA EURO SELECT	99	Fonds Commun de Placement	2	-
France	969500K2MUPSI57XK083FR64770	CA MASTER PATRIM.3D	99	Fonds Commun de Placement	2	-
France	969500K2MUPSI57XK083FR27542	VENDOME INVEST.3DEC	99	Fonds Commun de Placement	2	-
France	969500K2MUPSI57XK083FR63236	GRD IFC 97 3D	99	Fonds Commun de Placement à Risques	2	-
France	969500K2MUPSI57XK083FR29352	GRD FCR 99 3DEC	99	Fonds Commun de Placement à Risques	2	-
France	969500HYWM3ZULLKBM15	OBJECTIF PRUDENCE	99	Fonds Commun de Placement	2	-
France	969500SNQN3DQ2Z99861	OBJECTIF DYNAMISME	99	Fonds Commun de Placement	2	-
France	96950059WACY7UVQT910	GRD CAR 39	99	Fonds Commun de Placement	2	-
France	969500K2MUPSI57XK083FR29723	OBJECTIF MEDIAN	99	Fonds Commun de Placement	2	-
France	969500K2MUPSI57XK083FR29553	ANTINEA	99	Fonds Commun de Placement	2	-
France	9695006J550U3B45JX37	MDF 89	99	Fonds Commun de Placement	2	-
France	969500K2MUPSI57XK083FR021504	AM.PULS ACTIONS 3D	99	Fonds Commun de Placement	2	-





Country	Identification code of the undertaking	Legal Name of the undertaking	Type of undertaking	Legal form	Category (mutual / non mutual)	Supervisory authority
C0010	C0020	C0040	C0050	C0060	C0070	C0080
France	969500K2MUPSI57XK083FR27066	LCL ALLOC.DYNAM.3D	99	Fonds Commun de Placement	2	-
France	969500K2MUPSI57XK083FR62157	ATOOUT FRANCE-C-3DEC	99	Fonds Commun de Placement à Risques	2	-
France	969500K2MUPSI57XK083FR63228	ATOOUT EUROPE -C- 3D	99	Fonds Commun de Placement à Risques	2	-
France	969500K2MUPSI57XK083FR63383	CPR CONSOM ACT P 3D	99	Fonds Commun de Placement	2	-
France	969500K2MUPSI57XK083FR63384	RSD 2006 3DEC	99	Fonds Commun de Placement	2	-
France	969500K2MUPSI57XK083FR25693	LCL MG.FL.0-100 3D	99	Fonds Commun de Placement	2	-
France	969500K2MUPSI57XK083FR62063	INVEST RESP S3 3D	99	SICAV - France	2	-
France	969500K2MUPSI57XK083FR25657	ATOOUT PREM'S ACT.3D	99	Fonds Commun de Placement	2	-
France	969500K2MUPSI57XK083FR27824	AM.AFD AV.D.P1 3D	99	Fonds Commun de Placement	2	-
France	969500273NZT7CU5RH14	RAVIE	99	Fonds Commun de Placement	2	-
France	969500K2MUPSI57XK083FR28531	LCL FLEX 30	99	Fonds Commun de Placement	2	-
France	9695001YZKZC1ISCAC45	AXA EUR.SM.CAP E 3D	99	SICAV - France	2	-
France	969500K2MUPSI57XK083FR29520	CPR SILVER AGE P 3D	99	Fonds Commun de Placement	2	-
France	969500QUPHT9D6L8DU44	IND.CAP EMERG.-C-3D	99	Fonds Commun de Placement	2	-
France	969500K2MUPSI57XK083FR62062	OPCIMMO -PREM O.-5D	99	Sté PIt prépondérance immobilière capital variable	2	-
France	969500K2MUPSI57XK083FR62061	OPCIMMO -LCL OP.-5D	99	Sté PIt prépondérance immobilière capital variable	2	-
France	969500K2MUPSI57XK083FR28508	CPR RE.S.0-100 P 3D	99	Fonds Commun de Placement	2	-
France	969500K2MUPSI57XK083FR63234	CPR R.ST.0-100E.0-1	99	Fonds Commun de Placement à Risques	2	-
France	969500K2MUPSI57XK083FR61937	AMUNDI PATRIMOINE C	99	Fonds Commun de Placement	2	-
France	969500K2MUPSI57XK083FR24567	SOLIDARITE IN SANTE	99	Société Civile Immobilière	2	-
Luxembourg	529900SQFJZNLOBO8Z15	AMUNDI EQ E IN AHEC	99	SICAV - Hors France	2	-
France	969500GLZSLAOCJ3QR88	UNIPIERRE ASSURANCE (SCPI)	99	Société Civile de Placement Immobilier	2	-
France	969500K2MUPSI57XK083FR16040	SCI VICQ D'AZIR VELL	99	Société Civile Immobilière de placement	2	-
France	969500K2MUPSI57XK083FR29557	ATOOUT VERT HOR.3DEC	99	Fonds Commun de Placement	2	-
France	969500KUDYLRRLG234P98	LCL DEVELOPPEM.PME C	99	Fonds Commun de Placement	2	-
Luxembourg	529900EWOEFQ1N71HT86	AF INDEX EQ USA A4E	99	Fonds Commun de Titrisation	2	-
Luxembourg	2221000CD5HRISG4GK83	AF INDEX EQ JAPAN AE CAP	99	SICAV - Hors France	2	-
France	969500K2MUPSI57XK083FR62221	LCL ACT.USA ISR 3E	99	Fonds Commun de Placement	2	-
France	969500ZXBXTUDCG1485	ACTIONS 50 3DEC	99	Fonds Commun de Placement	2	-
France	9695007D45KSFTPUL759	LCL AC.DEV.DU.EURO	99	Fonds Commun de Placement	2	-
France	969500OGV0USMHRZL725	LCL AC.EMERGENTS 3D	99	Fonds Commun de Placement	2	-
France	969500EH32LDT6NBME75	ACTICCIA VIE 3	99	Fonds Commun de Placement	2	-
France	969500K2MUPSI57XK083FR62942	AMUN.TRES.EONIA ISR E FCP 3DEC	99	Fonds Commun de Placement	2	-
France	969500BVVMFYN2KR7588	AMUNDI TRANSM PAT C	99	Fonds Commun de Placement	2	-
France	9695005O2L3TH27H1O57	ACTICCIA VIE N4	99	Fonds Commun de Placement	2	-
France	969500BQZCPK4SJVH76	AMUNDI ACTIONS FRANCE C 3DEC	99	SICAV - France	2	-
France	969500K2MUPSI57XK083FR63438	AMUNDI VALEURS DURAB	99	Fonds Commun de Placement	2	-





Country	Identification code of the undertaking	Legal Name of the undertaking	Type of undertaking	Legal form	Category (mutual / non mutual)	Supervisory authority
C0010	C0020	C0040	C0050	C0060	C0070	C0080
France	969500EMUY3Q5KSLIY14	CPR OBLIG 12 M.P 3D	99	Fonds Commun de Placement	2	-
France	969500E6D9UXNGZW7H23	AMUNDI HORIZON 3D	99	Fonds Commun de Placement	2	-
France	969500JHMO5LWYNR1K46	ACTICCIA VIE 90 C	99	Fonds Commun de Placement	2	-
France	969500CDUOXA95WDCE78	LCL ACTIONS EURO C	99	SICAV - France	2	-
France	969500TT01TZD6QEXQ88	LCL ACT.E-U ISR 3D	99	Fonds Commun de Placement	2	-
France	9695001PT4PFKHZUHW89	AMUNDI OBLIG EURO C	99	Fonds Commun de Placement	2	-
France	9695008OY8ZORCCBAD19	CPR RENAI.JAP.-P-3D	99	Fonds Commun de Placement	2	-
France	969500X6V7BD8QY6QJ80	AM AC FR ISR PC 3D	99	Fonds Commun de Placement	2	-
France	969500ZDR3ZVGFIRHL54	INDOS.EURO.PAT.PD 3D	99	Fonds Commun de Placement	2	-
France	9695004X72P02LAF3B55	CPR CROIS.REA.-P	99	Fonds Commun de Placement	2	-
France	969500CQPNNUORDRPC72	FONDS AV ECHUS FIA A	99	Fonds Commun de Placement	2	-
France	9695008Q0AXFH7B2T758	ACTICCIA VIE 90 N2	99	Fonds Commun de Placement	2	-
France	969500MFEFTP8K8MCT24	ACTICCIA VIE 90 N3 C	99	Fonds d'investissement à vocation générale	2	-
France	969500A9HZ957VF5BT62	LCL INVEST.EQ C	99	Fonds Commun de Placement	2	-
France	9695007B3H19MO2FZ223	LCL INVEST.PRUD.3D	99	Fonds Commun de Placement	2	-
France	969500G7AFP5DPIT6M11	CPR GLO SILVER AGE P	99	Fonds Commun de Placement	2	-
France	9695008FQWLEE007OV97	ACTICCIA VIE 90 N4	99	Fonds Commun de Placement	2	-
France	969500K2MUPSI57XK083FR64769	ACTICCIA VIE 90 N6 C	99	Fonds Commun de Placement	2	-
France	969500K2MUPSI57XK083FR65060	INDOSUEZ ALLOCATION	99	Fonds Commun de Placement	2	-
France	969500BSRMBWGT4H5318	AMUN.ACT.REST.P-C	99	Fonds Commun de Placement	2	-
France	969500K2MUPSI57XK083FR65066	AMUNDI KBI ACTIONS C	99	Fonds Commun de Placement	2	-
France	969500HEAL94Z0AMWF36	LCL ACT RES NATUREL	99	Fonds Commun de Placement	2	-
France	969500K2MUPSI57XK083FR64164	SOLIDARITE AMUNDI P	99	Fonds Commun de Placement	2	-
France	969500K2MUPSI57XK083FR29002	INDO ALLOC MANDAT C	99	Fonds Commun de Placement	2	-
France	969500K2MUPSI57XK083LU65986	A FD EQ E CON AE(C)	99	Fonds Commun de Placement	2	-
France	969500IEHSH1YWRJNL53	AMUNDI ALLOCATION C	99	Fonds Commun de Placement	2	-
France	969500N5YU9JI2TASS90	BFT SEL RDT 23 PC	99	Fonds Commun de Placement	2	-
France	96950036QLHQHQOCZ777	CPR FOCUS INF.-P-3D	99	Fonds Commun de Placement	2	-
France	969500K2MUPSI57XK083FR65990	AMUNDIOBLIGMONDEP	99	Fonds Commun de Placement	2	-
France	969500K2MUPSI57XK083FR65194	AMUNDI KBI ACTION PC	99	Fonds Commun de Placement	2	-
France	969500K2MUPSI57XK083FR66223	AMUNDI-CSH IN-PC	99	Fonds Commun de Placement	2	-
France	96950067IV0RRBQYV116	BFT FRAN FUT-C SI.3D	99	SICAV - France	2	-
France	969500BDZ40WMMHSA64	AM.AC.USA ISR P 3D	99	Fonds Commun de Placement	2	-
France	9695009P8DZUJLQ30C97	AM.ACT.EMER.-P-3D	99	Fonds Commun de Placement	2	-
France	969500IHWAC6K8X0S852	AM.RDT PLUS -P-3D	99	Fonds Commun de Placement	2	-
France	969500Z9QH8AOLHP5689	RETAH PART C	99	Fonds Commun de Créances	2	-
Luxembourg	969500K2MUPSI57XK083LU66247	AMUNDI B GL AGG AEC	99	SICAV - Hors France	2	-
Luxembourg	222100CLMMVM6D5EUX04	AIMSCIWOAE	99	SICAV - Hors France	2	-





Country	Identification code of the undertaking	Legal Name of the undertaking	Type of undertaking	Legal form	Category (mutual / non mutual)	Supervisory authority
C0010	C0020	C0040	C0050	C0060	C0070	C0080
Luxembourg	222100ABBIBM1BE8222	AMUNDI BGEB AEC	99	Fonds Commun de Placement	2	-
France	969500YAAQABI64V5W27	LCL AC.MDE HS EU.3D	99	SICAV - France	2	-
France	969500GCNKY1VO87GJ10	LCL ACTIONS EURO FUT	99	Fonds Commun de Placement	2	-
France	969500XTNC8INHJ8V45	EPARINTER EURO BD	99	Fonds Commun de Placement	2	-
France	5493003YKTGCYJW6KE31	PORT.METAUX PREC.A-C	99	Fonds Commun de Placement	2	-
Luxembourg	549300HJDMO1LRN7KX18	JPM US SEL EQ PLS-CA EUR HD	99	SICAV - Hors France	2	-
Luxembourg	222100LU67GQT03SEE74	CPRGLODISOPARAC	99	SICAV - Hors France	2	-
Luxembourg	549300GSNDOLOIIVWK17	CPR-CLIM ACT-AEURA	99	SICAV - Hors France	2	-
Luxembourg	549300XNSHIM2WL4TM69	CPR I-SM B C-AEURA	99	SICAV - Hors France	2	-
France	969500FINMF5JTKWF42	SCPI LFP MULTIMMO	99	Fonds Professionnel de Capital Investissement	2	-
Luxembourg	549300YV0FRW7N2G5V44	INDOSUEZ NAVIGATOR G	99	SICAV - Hors France	2	-
Luxembourg	549300RXDVRP16RPTZ95	INDO-GBL TR-PE	99	SICAV - Hors France	2	-
France	969500R8GXRDJ1FAF03	CPR EUR.HI.DIV.P 3D	99	Fonds Commun de Placement	2	-
Luxembourg	549300NHETJ8TZESYV60	JPMORGAN F-US GROWTH-C AHD	99	SICAV - Hors France	2	-
Luxembourg	529900LFY58YVU1ISY58	78752 AEURHC	99	SICAV - Hors France	2	-
Luxembourg	549300ICWRHFZD5W6646	JPMORGAN F-JPM US VALUE-CEHA	99	SICAV - Hors France	2	-
Luxembourg	549300ZIW4AJ7HC8UX68	FRANKLIN DIVER-DYN-I ACC EU	99	SICAV - Hors France	2	-
Luxembourg	969500K2MUPS157XK083LU66873	BA-FII EUR EQ O-GEUR	99	Société anonyme (hors France)	2	-
France	969500JPNDFR1QS00D13	HYMNOS P 3D	99	Fonds Commun de Placement	2	-
Luxembourg	549300B1R0N20X3Z5K83	AMUNDI GLO M/A CONS-M2 EUR C	99	SICAV - Hors France	2	-
France	969500GTT6H284SY4U88	CHORELIA N5 PART C	99	Fonds Commun de Placement	2	-
Luxembourg	549300OD7WDES3BYBD54	AMUNDI GLB MUL-ASSET-M2EURC	99	SICAV - Hors France	2	-
France	969500AT2IAVN8ZCM559	LCL OBL.CREDIT EURO	99	Fonds Commun de Placement	2	-
France	969500EZ0VZZE428PT36	CHORELIA PART C	99	Fonds Commun de Placement	2	-
France	9695009AF8R1H7DB7Z77	AM.AC.EU.ISR-P-3D	99	SICAV - France	2	-
Luxembourg	549300HHP1HFPO4I5V06	FE AMUNDI INC BLDR-IHE C	99	SICAV - Hors France	2	-
France	9695002QW846T0A11652	CHORELIA N3 PART C	99	Fonds Commun de Placement	2	-
France	969500P1LSL2K1VUBZ92	LCL ACT.OR MONDE	99	Fonds Commun de Placement	2	-
Luxembourg	549300ZLQH1YQKFE5F22	JPM US EQY ALL CAP-C HDG	99	SICAV - Hors France	2	-
France	9695000RMCQKE9TW3O31	CHORELIA N2 PART C	99	Fonds Commun de Placement	2	-
Luxembourg	549300A75JSDJHNO0S41	FRANKLIN GLB MLT-AS IN-IAEUR	99	SICAV - Hors France	2	-
Luxembourg	222100X10NWGMIJQ5D49	AMUNDI-EUR EQ GREEN IM-IEURC	99	SICAV - Hors France	2	-
France	549300DSBX32ZWWU0652	CHORELIA N4 PART C	99	Fonds Commun de Placement	2	-
France	969500BH5PCVT7O8ER52	CADEISDA 2DEC	99	SICAV - France	2	-
Luxembourg	549300R5QSNNNJBY1T17	5922 AEURHC	99	SICAV - Hors France	2	-
Luxembourg	529900B6SPNCCKWSKB87	AMUNDI-GL INFLAT BD-MEURC	99	SICAV - Hors France	2	-
France	969500UR8HS1YKHRY277	CHORELIA N6 PART C	99	Fonds Commun de Placement	2	-
Luxembourg	529900K18AF4GJLJFT38	EXANE 1 OVERDR CC	99	SICAV - Hors France	2	-



Country	Identification code of the undertaking	Legal Name of the undertaking	Type of undertaking	Legal form	Category (mutual / non mutual)	Supervisory authority
C0010	C0020	C0040	C0050	C0060	C0070	C0080
France	969500HXPBDZEUYF530	AMUNDI AC.FONC.PC 3D	99	Fonds Commun de Placement	2	-
France	969500KWTNY17905DC63	PREDIQUANT A5	99	Fonds Commun de Placement	2	-
France	969500KP361LUUFQLK59	FDC A3 P	99	Fonds Commun de Placement	2	-
France	969500K2MUPSI57XK083FR62189	FDA 18 -O- 3D	99	Fonds Commun de Placement	2	-
France	969500VSUWI8AMAFUP49	OPCI GHD	99	Sté Plt prépondérance immobilière capital variable	2	-
France	969500K2MUPSI57XK083FR05774	CAA PE 2019 CPT 1 A1	99	Fonds Professionnel de Capital Investissement	2	-
France	969500K2MUPSI57XK083FR05773	CAA PE 19 CPT BIS A2	99	Fonds Professionnel de Capital Investissement	2	-
France	969500K2MUPSI57XK083FR05772	CAA PE 19 CPT TER A3	99	Fonds Professionnel de Capital Investissement	2	-
France	969500K2MUPSI57XK083FR66556	CAA INFRASTRU.2019 A	99	Fonds d'Investissement Professionnel Spécialisé	2	-
Luxembourg	549300JJP9G8S3T0EQ34	APLEGROSENIEUHD	99	SICAV - Hors France	2	-
France	969500K2MUPSI57XK083FR66218	LF PRE ZCP 12 99 LIB	99	Fonds Commun de Titrisation	2	-
France	549300Y1J7CKL110B145	5884 AEURC	99	SICAV - Hors France	2	-
France	549300LSQ5T56F5I6810	1827 A2EURC	99	SICAV - Hors France	2	-
France	969500K2MUPSI57XK083FR66159	AMUNDI KBI AQUA C	99	Fonds Commun de Placement	2	-
France	969500K2MUPSI57XK083LU67326	56055 A5 EUR	99	SICAV - Hors France	2	-
France	969500UGWBXGL2HTKX31	PORT EX ABS RET P	99	Fonds Commun de Placement	2	-
France	969500K2MUPSI57XK083FR66713	SCI TANGRAM	99	SICAV - France	2	-
France	549300G94XO1UF8XMQ66	5880 AEURC	99	SICAV - Hors France	2	-
France	96950074OIDW787YEX53	CPR EUROLAND ESG P	99	Fonds Commun de Placement	2	-
France	969500K2MUPSI57XK083IE67343	PIMCO GLOBAL BND FD-CURNC EX	99	SICAV - Hors France	2	-
France	9845001B7FB0FB1FFF90	INDOFIFLEXEG	99	SICAV - Hors France	2	-
France	969500K2MUPSI57XK083FR67321	CHORELIA N7 C	99	Fonds Commun de Placement	2	-
France	969500IEVBMSC52FRW34	AMIRAL GROWTH OPP A	99	SICAV - France	2	-
France	969500WT0200DVC5CA24	CALIFORNIA 09	99	Fonds Commun de Placement	2	-
France	9695009GAZIRIBYMCQ72	VENDOME SEL EURO PC	99	Fonds Commun de Placement	2	-
France	969500ZQM8ABUD0SO333	EUROPEAN CDT SRI PC	99	Fonds Commun de Placement	2	-
France	969500K2MUPSI57XK083FR67320	INDOSUEZ CAP EMERG.M	99	Fonds Commun de Placement	2	-
France	2221005BT6ROFABD6U12	AIJPMGBIGOAHE	99	SICAV - Hors France	2	-
France	969500K2MUPSI57XK083LU67352	56055 AEURHC	99	SICAV - Hors France	2	-
France	549300KZW6KQ7WLJO866	AMUNDI EMERG MKT BD-M2EURHC	99	Fonds Commun de Placement	2	-
France	21380077NQ3X7JBSLR76	AMUNDI CAP FU PERI C	99	Fonds Commun de Placement	2	-
France	9695009O5W2KXSSIKP48	LCL COM CARB STRA P	99	Fonds Commun de Placement	2	-
France	5299005NF8QOPNM5R647	LCL COMP CB AC MD P	99	Fonds Commun de Placement	2	-
France	969500KGUA2Y4YL7XW74	TRIA 6 ANS N 16 PT C	99	Fonds Commun de Placement	2	-
Luxembourg	213800FCWTCT5DJRFA98	AMUNDI SF - DVRS S/T BD-HEUR	99	Fonds Commun de Placement	2	-





Country	Identification code of the undertaking	Legal Name of the undertaking	Type of undertaking	Legal form	Category (mutual / non mutual)	Supervisory authority
C0010	C0020	C0040	C0050	C0060	C0070	C0080
France	9695002JWOF0IOHTTX11	BFT PAR VIA EQ EQ PC	99	SICAV - France	2	-
France	969500R2VOZXFTRJTF74	TRIANANCE 6 ANS N 15	99	Fonds Commun de Placement	2	-
Luxembourg	549300NVPKHQ4GBEVO50	CPR INV MEGATRENDS R EUR-ACC	99	SICAV - Hors France	2	-
Luxembourg	549300BN5NK5WLW1TH95	5940 AEURC	99	SICAV - Hors France	2	-
Luxembourg	549300ZD1W6MTTH0G211	AMUN NEW SIL RO AEC	99	SICAV - Hors France	2	-
Ireland	969500K2MUPSI57XK083IE67889	LM-CB VALUE FD-PA EUR	99	Fonds Commun de Placement	2	-
Luxembourg	969500K2MUPSI57XK083LU68199	9522 A2EURC	99	Fonds Commun de Placement	2	-
Luxembourg	969500K2MUPSI57XK083LU68205	5932 AEURC	99	SICAV - Hors France	2	-
Luxembourg	969500K2MUPSI57XK083LU68207	7653 AEURC	99	Fonds Commun de Placement	2	-
Luxembourg	213800SJ7PMB1J5PU28	FEAMUNDISVFAEC	99	Fund	2	-
France	969500K2MUPSI57XK083FR69065	AM E LI ST SRI PM C	99	Fonds d'Investissement Professionnel Spécialisé	2	-
France	969500K2MUPSI57XK083FR68180	LCL ECHUS SIGMA	99	Fonds d'Investissement Professionnel Spécialisé	2	-
France	969500K2MUPSI57XK083FR68791	AM FL DES TERRI PT A	99	Fonds d'Investissement Professionnel Spécialisé	2	-
France	969500K2MUPSI57XK083FR69003	SEL EUR CLI SEP 22 C	99	Fonds Commun de Placement	2	-
France	969500K2MUPSI57XK083FR69005	SEL FR ENV MAI 2022	99	Fonds Commun de Placement	2	-
France	969500K2MUPSI57XK083FR69036	SEL EUR ENV MAI 22 C	99	Fonds Commun de Placement	2	-
France	969500K2MUPSI57XK083LU69022	PIO-DIV S/T-AEURND	99	Fonds Commun de Placement	2	-
France	969500K2MUPSI57XK083LU69018	5909 A2EURC	99	Fonds Commun de Placement	2	-
France	969500K2MUPSI57XK083LU67915	AMUNDI FUNDS PIONEER US EQUITY RESEARCH VALUE HGD	99	Fonds Commun de Placement	2	-
France	969500K2MUPSI57XK083LU69010	5880 A5 EUR	99	Fund	2	-
Germany	969500K2MUPSI57XK083FR021249	ALLIANZ-VOLTA	99	Fonds Commun de Placement	2	-
France	969500YBFJ6VN6IOM002	FONDS AV ECHUS FIA C	99	Fonds Commun de Placement	2	-
France	969500K2MUPSI57XK083FR67759	AMUN ENERG VERT FIA	99	Fonds Commun de Placement	2	-
France	969500K2MUPSI57XK083FR68461	IMPACT GREEN BONDS M	99	Fonds Commun de Placement	2	-
France	969500K2MUPSI57XK083FR68215	AMUNDI IMMO DURABLE	99	Société Civile Immobilière	2	-
France	969500K2MUPSI57XK083FR68494	SELEC EUR ENV JAN 22	99	Fonds Commun de Placement	2	-
France	969500K2MUPSI57XK083FR69640	SCI LINASENS	99	Forme Juridique à définir	2	-
France	969500M4YUJ8899PG058	AM KBI AC MO ENPERIC	99	Fonds Commun de Placement	2	-
France	969500K2MUPSI57XK083FR69583	AM OBLI MD AC PM C	99	SICAV - France	2	-
Ireland	969500K2MUPSI57XK083IE69584	KBI GLOBAL SUSTN INFR-DEUR	99	Fonds Commun de Placement	2	-
Luxembourg	969500K2MUPSI57XK083LU69585	INDFGBEUR2026P	99	SICAV - Hors France	2	-
Luxembourg	969500K2MUPSI57XK083LU69586	FCH JNS HEN HON ERO CT-ZCEUR	99	Fonds Commun de Placement	2	-
Luxembourg	969500K2MUPSI57XK083LU69587	INDFNAOSA	99	SICAV - Hors France	2	-
Italy	5493007GIWMXBIEIUDV23	Nexus1	99	Fonds Commun de Placement	2	-
France	969500K2MUPSI57XK083FR28899	OPCI Predica Bureau	99	Sté Plt prépondérance immobilière capital variable	2	-





Country	Identification code of the undertaking	Legal Name of the undertaking	Type of undertaking	Legal form	Category (mutual / non mutual)	Supervisory authority
C0010	C0020	C0040	C0050	C0060	C0070	C0080
France	969500K2MUPSI57XK083FR28900	OPCI PREDICA HABITATION	99	Sté PIt prépondérance immobilière capital variable	2	-
France	969500S88EZ9QOGX053	OPCI PREDICA COMMERCES	99	Sté PIt prépondérance immobilière capital variable	2	-
France	969500G43Q4BXYKA5119	OPCI CAMP INVEST	99	Sté PIt prépondérance immobilière capital variable	2	-
France	9695003BX8IQ11OF0V08	OPCI IRIS INVEST 2010	99	Sté PIt prépondérance immobilière capital variable	2	-
France	969500VLQDRZ4MWAXU77	OPCI MESSIDOR	99	Sté PIt prépondérance immobilière capital variable	2	-
France	96950093O82E5U6EVQ24	OPCI eco campus	99	Sté PIt prépondérance immobilière capital variable	2	-
France	9695003FWJEACHEZAM06	OPCI MASSY BUREAUX	99	Sté PIt prépondérance immobilière capital variable	2	-
France	969500K2MUPSI57XK083FR67545	OPCI CAA CROSSROADS	99	SICAV - France	2	-
France	969500K2MUPSI57XK083FR22185	SCI PORTE DES LILAS - FRERES FLAVIEN	99	Société Civile Immobilière	2	-
France	969500K2MUPSI57XK083FR08549	SCI LE VILLAGE VICTOR HUGO	99	Société Civile Immobilière	2	-
France	969500K2MUPSI57XK083FR22187	SCI BMEDIC HABITATION	99	Société Civile Immobilière	2	-
France	969500K2MUPSI57XK083FR16018	SCI FEDERALE VILLIERS	99	Société Civile Immobilière	2	-
France	969500K2MUPSI57XK083FR16042	SCI FEDERLOG	99	Société Civile Immobilière	2	-
France	969500K2MUPSI57XK083FR16011	SCI FEDERLONDRES	99	Société Civile Immobilière	2	-
France	969500K2MUPSI57XK083FR16022	SCI FEDERPIERRE	99	Société Civile Immobilière	2	-
France	969500K2MUPSI57XK083FR16030	SCI GRENIER VELLEF	99	Société Civile Immobilière	2	-
France	969500K2MUPSI57XK083FR22189	SCI IMEFA 1	99	Société Civile Immobilière	2	-
France	969500K2MUPSI57XK083FR24294	SCI IMEFA 100	99	Société Civile Immobilière	2	-
France	969500K2MUPSI57XK083FR24295	SCI IMEFA 101	99	Société Civile Immobilière	2	-
France	969500K2MUPSI57XK083FR22191	SCI IMEFA 3	99	Société Civile Immobilière	2	-
France	969500K2MUPSI57XK083FR22199	SCI IMEFA 12	99	Société Civile Immobilière	2	-
France	969500K2MUPSI57XK083FR24282	SCI IMEFA 81	99	Société Civile Immobilière	2	-
France	969500K2MUPSI57XK083FR62958	SCI IMEFA 148	99	Société Civile	2	-
France	969500K2MUPSI57XK083FR24296	SCI IMEFA 102	99	Société Civile Immobilière	2	-
France	969500K2MUPSI57XK083FR24297	SCI IMEFA 103	99	Société Civile Immobilière	2	-
France	969500K2MUPSI57XK083FR24298	SCI IMEFA 104	99	Société Civile Immobilière	2	-
France	969500K2MUPSI57XK083FR24299	SCI IMEFA 105	99	Société Civile Immobilière	2	-
France	969500K2MUPSI57XK083FR24302	SCI IMEFA 108	99	Société Civile Immobilière	2	-
France	969500K2MUPSI57XK083FR24303	SCI IMEFA 109	99	Société Civile Immobilière	2	-
France	969500K2MUPSI57XK083FR24306	SCI IMEFA 113	99	Société Civile Immobilière	2	-
France	969500K2MUPSI57XK083FR24308	SCI IMEFA 115	99	Société Civile Immobilière	2	-
France	969500K2MUPSI57XK083FR24309	SCI IMEFA 116	99	Société Civile Immobilière	2	-
France	969500K2MUPSI57XK083FR24310	SCI IMEFA 117	99	Société Civile Immobilière	2	-
France	969500K2MUPSI57XK083FR24311	SCI IMEFA 118	99	Société Civile Immobilière	2	-



Country	Identification code of the undertaking	Legal Name of the undertaking	Type of undertaking	Legal form	Category (mutual / non mutual)	Supervisory authority
C0010	C0020	C0040	C0050	C0060	C0070	C0080
France	969500K2MUPSI57XK083FR24319	SCI IMEFA 120	99	Société Civile Immobilière	2	-
France	969500K2MUPSI57XK083FR24317	SCI IMEFA 121	99	Société Civile Immobilière	2	-
France	969500K2MUPSI57XK083FR24321	SCI IMEFA 122	99	Société Civile Immobilière	2	-
France	969500K2MUPSI57XK083FR24322	SCI IMEFA 123	99	Société Civile Immobilière	2	-
France	969500K2MUPSI57XK083FR24316	SCI IMEFA 126	99	Société Civile Immobilière	2	-
France	969500K2MUPSI57XK083FR24315	SCI IMEFA 128	99	Société Civile Immobilière	2	-
France	969500K2MUPSI57XK083FR24326	SCI IMEFA 129	99	Société Civile Immobilière	2	-
France	969500K2MUPSI57XK083FR24328	SCI IMEFA 131	99	Société Civile Immobilière	2	-
France	969500K2MUPSI57XK083FR22203	SCI IMEFA 17	99	Société Civile Immobilière	2	-
France	969500K2MUPSI57XK083FR22204	SCI IMEFA 18	99	Société Civile Immobilière	2	-
France	969500K2MUPSI57XK083FR22206	SCI IMEFA 20	99	Société Civile Immobilière	2	-
France	969500K2MUPSI57XK083FR22212	SCI IMEFA 32	99	Société Civile Immobilière	2	-
France	969500K2MUPSI57XK083FR22213	SCI IMEFA 33	99	Société Civile Immobilière	2	-
France	969500K2MUPSI57XK083FR22215	SCI IMEFA 35	99	Société Civile Immobilière	2	-
France	969500K2MUPSI57XK083FR24244	SCI IMEFA 36	99	Société Civile Immobilière	2	-
France	969500K2MUPSI57XK083FR24245	SCI IMEFA 37	99	Société Civile Immobilière	2	-
France	969500K2MUPSI57XK083FR24246	SCI IMEFA 38	99	Société Civile Immobilière	2	-
France	969500K2MUPSI57XK083FR24247	SCI IMEFA 39	99	Société Civile Immobilière	2	-
France	969500K2MUPSI57XK083FR24249	SCI IMEFA 42	99	Société Civile Immobilière	2	-
France	969500K2MUPSI57XK083FR24250	SCI IMEFA 43	99	Société Civile Immobilière	2	-
France	969500K2MUPSI57XK083FR24251	SCI IMEFA 44	99	Société Civile Immobilière	2	-
France	969500K2MUPSI57XK083FR24254	SCI IMEFA 47	99	Société Civile Immobilière	2	-
France	969500K2MUPSI57XK083FR24255	SCI IMEFA 48	99	Société Civile Immobilière	2	-
France	969500K2MUPSI57XK083FR22193	SCI IMEFA 5	99	Société Civile Immobilière	2	-
France	969500K2MUPSI57XK083FR24258	SCI IMEFA 51	99	Société Civile Immobilière	2	-
France	969500K2MUPSI57XK083FR24259	SCI IMEFA 52	99	Société Civile Immobilière	2	-
France	969500K2MUPSI57XK083FR24261	SCI IMEFA 54	99	Société Civile Immobilière	2	-
France	969500K2MUPSI57XK083FR24262	SCI IMEFA 57	99	Société Civile Immobilière	2	-
France	969500K2MUPSI57XK083FR24263	SCI IMEFA 58	99	Société Civile Immobilière	2	-
France	969500K2MUPSI57XK083FR22194	SCI IMEFA 6	99	Société Civile Immobilière	2	-
France	969500K2MUPSI57XK083FR24264	SCI IMEFA 60	99	Société Civile Immobilière	2	-
France	969500K2MUPSI57XK083FR24265	SCI IMEFA 61	99	Société Civile Immobilière	2	-
France	969500K2MUPSI57XK083FR24266	SCI IMEFA 62	99	Société Civile Immobilière	2	-
France	969500K2MUPSI57XK083FR24267	SCI IMEFA 63	99	Société Civile Immobilière	2	-
France	969500K2MUPSI57XK083FR24268	SCI IMEFA 64	99	Société Civile Immobilière	2	-
France	969500K2MUPSI57XK083FR24271	SCI IMEFA 68	99	Société Civile Immobilière	2	-
France	969500K2MUPSI57XK083FR24272	SCI IMEFA 69	99	Société Civile Immobilière	2	-
France	969500K2MUPSI57XK083FR24274	SCI IMEFA 72	99	Société Civile Immobilière	2	-



Country	Identification code of the undertaking	Legal Name of the undertaking	Type of undertaking	Legal form	Category (mutual / non mutual)	Supervisory authority
C0010	C0020	C0040	C0050	C0060	C0070	C0080
France	969500K2MUPSI57XK083FR24275	SCI IMEFA 73	99	Société Civile Immobilière	2	-
France	969500K2MUPSI57XK083FR24276	SCI IMEFA 74	99	Société Civile Immobilière	2	-
France	969500K2MUPSI57XK083FR24277	SCI IMEFA 76	99	Société Civile Immobilière	2	-
France	969500K2MUPSI57XK083FR24278	SCI IMEFA 77	99	Société Civile Immobilière	2	-
France	969500K2MUPSI57XK083FR24279	SCI IMEFA 78	99	Société Civile Immobilière	2	-
France	969500K2MUPSI57XK083FR24280	SCI IMEFA 79	99	Société Civile Immobilière	2	-
France	969500K2MUPSI57XK083FR24281	SCI IMEFA 80	99	Société Civile Immobilière	2	-
France	969500K2MUPSI57XK083FR24283	SCI IMEFA 82	99	Société Civile Immobilière	2	-
France	969500K2MUPSI57XK083FR24285	SCI IMEFA 84	99	Société Civile Immobilière	2	-
France	969500K2MUPSI57XK083FR24286	SCI IMEFA 85	99	Société Civile Immobilière	2	-
France	969500K2MUPSI57XK083FR24288	SCI IMEFA 89	99	Société Civile Immobilière	2	-
France	969500K2MUPSI57XK083FR24289	SCI IMEFA 91	99	Société Civile Immobilière	2	-
France	969500K2MUPSI57XK083FR24290	SCI IMEFA 92	99	Société Civile Immobilière	2	-
France	969500K2MUPSI57XK083FR24293	SCI IMEFA 96	99	Société Civile Immobilière	2	-
France	969500K2MUPSI57XK083FR22186	SCI MEDI BUREAUX	99	Société Civile Immobilière	2	-
France	969500K2MUPSI57XK083FR08725	SCI PACIFICA HUGO	99	Société Civile	2	-
France	969500K2MUPSI57XK083FR16017	SCI FEDERALE PEREIRE VICTOIRE	99	Société Civile Immobilière	2	-
France	969500K2MUPSI57XK083FR22175	SCI VALHUBERT	99	Société Civile Immobilière	2	-
France	969500K2MUPSI57XK083FR22207	SCI IMEFA 22	99	Société Civile Immobilière	2	-
France	969500K2MUPSI57XK083FR24284	SCI IMEFA 83	99	Société Civile Immobilière	2	-
France	969500K2MUPSI57XK083FR22208	SCI IMEFA 25	99	Société Civile Immobilière	2	-
France	969500K2MUPSI57XK083FR24334	SCI IMEFA 140	99	Société Civile Immobilière	2	-
France	969500K2MUPSI57XK083FR22195	SCI IMEFA 8	99	Société Civile Immobilière	2	-
France	969500K2MUPSI57XK083FR22202	SCI IMEFA 16	99	Société Civile Immobilière	2	-
France	969500K2MUPSI57XK083FR62130	SCI CAMPUS MEDICIS ST DENIS	99	Société Civile Immobilière	2	-
France	969500K2MUPSI57XK083FR62133	SCI CAMPUS RIMBAUD ST DENIS	99	Société Civile Immobilière	2	-
France	969500K2MUPSI57XK083FR63103	SCI IMEFA 156	99	Société Civile Immobilière	2	-
France	969500K2MUPSI57XK083FR63097	SCI IMEFA 150	99	Société Civile Immobilière	2	-
France	969500K2MUPSI57XK083FR63102	SCI IMEFA 155	99	Société Civile Immobilière	2	-
France	969500K2MUPSI57XK083FR63557	SCI IMEFA 158	99	Société Civile	2	-
France	969500K2MUPSI57XK083FR63558	SCI IMEFA 159	99	Société Civile	2	-
France	969500K2MUPSI57XK083FR63568	SCI IMEFA 164	99	Société Civile Immobilière	2	-
France	969500K2MUPSI57XK083FR64121	SCI IMEFA 171	99	Société Civile	2	-
France	969500K2MUPSI57XK083FR63803	SCI IMEFA 170	99	Société Civile	2	-
France	969500K2MUPSI57XK083FR63801	SCI IMEFA 169	99	Société Civile	2	-
France	969500K2MUPSI57XK083FR63800	HDP La Halle Boca	99	Société Civile	2	-
France	969500K2MUPSI57XK083FR63797	HDP Bureaux	99	Société Civile	2	-
France	969500K2MUPSI57XK083FR63104	SCI IMEFA 157	99	Société Civile Immobilière	2	-



Country	Identification code of the undertaking	Legal Name of the undertaking	Type of undertaking	Legal form	Category (mutual / non mutual)	Supervisory authority
C0010	C0020	C0040	C0050	C0060	C0070	C0080
France	969500K2MUPSI57XK083FR63798	HDP Hôtel	99	Société Civile	2	-
France	969500K2MUPSI57XK083FR64106	SCI IMEFA 172	99	Société Civile Immobilière	2	-
France	969500K2MUPSI57XK083FR22197	SCI IMEFA 10	99	Société Civile Immobilière	2	-
France	969500K2MUPSI57XK083FR22196	SCI IMEFA 9	99	Société Civile Immobilière	2	-
France	969500K2MUPSI57XK083FR22190	SCI IMEFA 2	99	Société Civile Immobilière	2	-
France	969500K2MUPSI57XK083FR64122	SCI IMEFA 173	99	Société Civile	2	-
France	969500K2MUPSI57XK083FR64123	SCI IMEFA 174	99	Société Civile	2	-
France	969500K2MUPSI57XK083FR64124	SCI IMEFA 175	99	Société Civile	2	-
France	969500K2MUPSI57XK083FR63095	SCI IMEFA 149	99	Société Civile Immobilière	2	-
France	969500K2MUPSI57XK083FR64125	SCI IMEFA 176	99	Société Civile	2	-
France	969500K2MUPSI57XK083FR64126	IMEFA 177	99	Société Civile	2	-
France	969500K2MUPSI57XK083FR64127	IMEFA 178	99	Société Civile	2	-
France	969500K2MUPSI57XK083FR64128	IMEFA 179	99	Société Civile	2	-
France	969500JPESQJZWB5489	SCI Holding Dahlia	99	Société Civile Immobilière	2	-
France	969500K2MUPSI57XK083FR24314	DS Campus	99	Société Civile Immobilière	2	-
France	969500K2MUPSI57XK083FR62959	Issy Pont	99	Société Civile Immobilière	2	-
France	969500K2MUPSI57XK083FR64928	SCI Vaugirard 36-44	99	Société Civile Immobilière	2	-
France	969500K2MUPSI57XK083FR22172	SCI 1 TERRASSE BELLINI	99	Société Civile Immobilière	2	-
France	969500K2MUPSI57XK083FR22176	SOCIETE CIVILE FONDIS	99	Société Civile Immobilière	2	-
France	969500K2MUPSI57XK083FR60500	SCI RUE DU BAC	99	Société Civile Immobilière	2	-
France	969500K2MUPSI57XK083FR60499	SCI TOUR MERLE	99	Société Civile Immobilière	2	-
France	969500K2MUPSI57XK083FR28132	SCI CARPE DIEM	99	Société Civile Immobilière	2	-
France	969500K2MUPSI57XK083FR63559	SCI WAGRAM 22/30	99	Société Civile Immobilière	2	-
France	969500K2MUPSI57XK083FR61533	SCI EUROMARSEILLE 1	99	Fonds Commun de Placement	2	-
France	969500K2MUPSI57XK083LU62064	SCI EUROMARSEILLE 2	99	SICAV - Hors France	2	-
France	969500K2MUPSI57XK083FR22182	SCI ILOT 13	99	Société Civile Immobilière	2	-
France	969500QKCXQLI4IAHX74	SCI FREY RETAIL VILLEBON	99	Société Civile	2	-
France	549300B6Y9HBF4JW6G85	SCI HEART OF LA DEFENSE	99	Société Civile Immobilière	2	-
France	969500K2MUPSI57XK083FR66719	SCI ACADEMIE MONTROUGE	99	Société coopérative anonyme à capital variable	2	-
France	969500K2MUPSI57XK083FR68078	SCI PAUL CEZANNE	99	Société Civile Immobilière de placement	2	-
France	969500K2MUPSI57XK083FR64950	SCI IMEFA 187	99	Fonds Commun de Titrisation	2	-
France	969500K2MUPSI57XK083FR22178	SCI FEDERIMMO	99	Société Civile Immobilière	2	-
France	969500K2MUPSI57XK083FR68079	SCI 103 GRENELLE	99	Société Civile Immobilière	2	-
Ireland	969500K2MUPSI57XK083IE61679	PREMIUM GREEN 4.72%12-250927	99	Fonds Commun de Créances	2	-
Ireland	969500K2MUPSI57XK083IE61680	PREMIUM GREEN TV2027	99	Fonds Commun de Créances	2	-
Ireland	969500K2MUPSI57XK083IE61678	PREMIUM GR 0% 28	99	Fonds Commun de Créances	2	-
Ireland	969500K2MUPSI57XK083IE64510	PREM GRE 1.53 04-35	99	Special Purpose Vehicle - Fonds commun de Créances	2	-



Country	Identification code of the undertaking	Legal Name of the undertaking	Type of undertaking	Legal form	Category (mutual / non mutual)	Supervisory authority
C0010	C0020	C0040	C0050	C0060	C0070	C0080
Ireland	969500K2MUPSI57XK083IE63701	PREM GRE 1.55 07-40	99	Fonds Commun de Créances	2	-
Ireland	969500K2MUPSI57XK083IE64686	PREM GRE 0.51 10-38	99	Special Purpose Vehicle - Fonds commun de Créances	2	-
Ireland	969500K2MUPSI57XK083IE64513	PREGREEN 0.63 10/25/38 Corp	99	Special Purpose Vehicle - Fonds commun de Créances	2	-
Ireland	969500K2MUPSI57XK083IE64516	PREGREEN 1.095 10/25/38 Corp	99	Special Purpose Vehicle - Fonds commun de Créances	2	-
Ireland	969500K2MUPSI57XK083IE63528	PREMIUM GREEN 1.24% 25/04/35	99	Special Purpose Vehicle - Fonds commun de Créances	2	-
France	969500K2MUPSI57XK083FR30679	UAF LIFE PATRIMOINE	99	SA à Conseil d'Administration - France	2	-
Luxembourg	969500K2MUPSI57XK083LU21705	QS100001020 PREDICARE SARL	99	SOciété anonyme de PARticipations Financières (LU)	2	-
France	969500K2MUPSI57XK083FR24312	SCI NEW VELIZY	99	Société Civile Immobilière	2	-
France	969500K2MUPSI57XK083FR63413	OPTISANTIS SAS	99	Société Civile Immobilière	2	-
France	969500K2MUPSI57XK083FR00097	DIAPRE	99	SA à Conseil d'Administration - France	2	-
France	969500K2MUPSI57XK083FR20237	ASSERCAR	99	SARL - France	2	-
France	969500J2RDYILVNG7358	SAS VIAREN	99	Fonds Commun de Placement à Risques	2	-
France	969500K2MUPSI57XK083FR29357	CAA RESIDENCES SENIORS	99	Société par Actions Simplifiée	2	-
France	969500K2MUPSI57XK083FR29497	ISR COURTAGE	99	SA à Conseil d'Administration - France	2	-
France	969500K2MUPSI57XK083FR60797	SAS SPECIFICA	99	Société Civile Immobilière	2	-
France	969500K2MUPSI57XK083FR16001	PREVISEO OBSEQUES (EX-FEDER 02)	99	SA à Conseil d'Administration - France	2	-
France	969500K2MUPSI57XK083FR63561	SCI IMEFA 161	99	Société Civile Immobilière	2	-
France	969500K2MUPSI57XK083FR63566	SCI IMEFA 162	99	Société Civile Immobilière	2	-
France	969500K2MUPSI57XK083FR63569	SCI IMEFA 165	99	SA à Conseil d'Administration - France	2	-
France	969500K2MUPSI57XK083FR24256	SCI IMEFA 49	99	Société Civile Immobilière	2	-
France	969500K2MUPSI57XK083FR24342	SCI IMEFA VELIZY	99	Société Civile Immobilière	2	-
France	969500K2MUPSI57XK083FR22180	SCI ALLIANCE 10	99	Société Civile Immobilière	2	-
France	969500K2MUPSI57XK083FR63101	SCI HOLDING STRATEGIE	99	Société Civile Immobilière	2	-
France	969500K2MUPSI57XK083FR63369	SAS GHD OPCO HOTEL	99	Fonds Commun de Placement	2	-
France	969500K2MUPSI57XK083FR64129	PACIFICA GRESILLONS	99	Société Civile	2	-
France	969500K2MUPSI57XK083FR64944	SCI IMEFA 181	99	SA à Conseil d'Administration - France	2	-
France	969500K2MUPSI57XK083FR64945	SCI IMEFA 182	99	Société par Actions Simplifiée	2	-
France	969500K2MUPSI57XK083FR64946	SCI IMEFA 183	99	Société par Actions Simplifiée	2	-
France	969500K2MUPSI57XK083FR64947	SCI IMEFA 184	99	Société par Actions Simplifiée	2	-
France	969500K2MUPSI57XK083FR64948	SNC MARSEILLE MICHELET	99	Société en Nom Collectif	2	-
France	969500K2MUPSI57XK083FR64949	SCI IMEFA 186	99	Fonds Commun de Titrisation	2	-
France	969500K2MUPSI57XK083FR64951	SCI IMEFA 188	99	Fonds Commun de Placement	2	-
France	969500K2MUPSI57XK083FR08546	SAS OFELIA	99	Société par Actions Simplifiée	2	-
France	969500K2MUPSI57XK083FR14032	CREDIT AGRICOLE PROTECTION & SECURITE	99	Société Civile Immobilière	2	-
France	969500K2MUPSI57XK083FR22171	SCI SEGUR 2	99	Société Civile Immobilière	2	-



Country	Identification code of the undertaking	Legal Name of the undertaking	Type of undertaking	Legal form	Category (mutual / non mutual)	Supervisory authority
C0010	C0020	C0040	C0050	C0060	C0070	C0080
France	969500K2MUPSI57XK083FR08548	SOCIETE SOPRESA	99	SA à Conseil d'Administration - France	2	-
France	969500K2MUPSI57XK083FR22173	SCI SEGUR	99	Société Civile Immobilière	2	-
France	969500K2MUPSI57XK083FR30731	SCI DISTRIPOLE PORTE DE FRANCE	99	Société Civile Immobilière	2	-
France	969500K2MUPSI57XK083FR63405	SCI FUTURE WAY	99	Société Civile Immobilière	2	-
France	969500K2MUPSI57XK083FR66096	STOCKLY	99	Société par Actions Simplifiée	2	-
Luxembourg	969500K2MUPSI57XK083LU66122	HUB@LUXEMBOURG	99	Fonds Commun de Placement	2	-
France	969500K2MUPSI57XK083FR16023	FEDERPIERRE CAPUCINES	99	Société Civile Immobilière	2	-
France	969500K2MUPSI57XK083FR16024	FEDERPIERRE CAULAINCOURT	99	Société Civile Immobilière	2	-
France	969500K2MUPSI57XK083FR16029	FEDERPIERRE UNIVERSITE	99	Société Civile Immobilière	2	-
France	969500K2MUPSI57XK083FR16033	LONGCHAMP MONTEVIDEO	99	Société Civile Immobilière	2	-
France	969500K2MUPSI57XK083FR16041	VICQ NEUILLY	99	Société Civile Immobilière	2	-
France	969500K2MUPSI57XK083FR24331	SCI 3-5 BIS BOULEVARD DIDEROT	99	Société Civile Immobilière	2	-
France	969500K2MUPSI57XK083FR28110	ARM (SAS)	99	Société par Actions Simplifiée	2	-
France	969500K2MUPSI57XK083FR63009	SABLES D'OLONNE	99	Société par Actions Simplifiée	2	-
France	969500K2MUPSI57XK083FR63100	SCI IMEFA 153	99	Société Civile Immobilière	2	-
France	969500K2MUPSI57XK083FR65033	EFFITHERMIE FINANCE	99	Fonds Professionnel de Capital Investissement	2	-
Italy	969500K2MUPSI57XK083IT66254	STELVIO	99	Societa per Azioni (IT)	2	-
Belgium	969500K2MUPSI57XK083BE63044	TULIPE HOLDING BELGIQUE SA	99	Fund	2	-
Belgium	969500K2MUPSI57XK083BE63045	NARCISSE HOLDING BELGIQUE SA	99	Société anonyme (hors France)	2	-
Belgium	969500K2MUPSI57XK083BE63832	FONCIERE BRUGGE STATION	99	Société anonyme (hors France)	2	-
Belgium	969500K2MUPSI57XK083BE63833	FONCIERE BRUXELLES AEROPORT	99	Société anonyme (hors France)	2	-
Belgium	969500K2MUPSI57XK083BE63835	FONCIERE BRUXELLES GARE CENTRALE	99	Société anonyme (hors France)	2	-
Belgium	969500K2MUPSI57XK083BE63836	FONCIERE BRUXELLES SUD	99	Société anonyme (hors France)	2	-
Belgium	969500K2MUPSI57XK083BE63837	FONCIERE BRUXELLES TOUR NOIRE	99	Société anonyme (hors France)	2	-
Belgium	969500K2MUPSI57XK083BE63838	IRIS TREFONDS	99	Société anonyme (hors France)	2	-
Belgium	969500K2MUPSI57XK083BE63839	FONCIERE LIEGE	99	Société anonyme (hors France)	2	-
Belgium	969500K2MUPSI57XK083BE63840	FONCIERE LOUVAIN CENTRE	99	Société anonyme (hors France)	2	-
Belgium	969500K2MUPSI57XK083BE63841	FONCIERE LOUVAIN	99	Société anonyme (hors France)	2	-
Belgium	969500K2MUPSI57XK083BE63842	FONCIERE MALINES	99	Société anonyme (hors France)	2	-
Belgium	969500K2MUPSI57XK083BE63843	FONCIERE NAMUR	99	Société anonyme (hors France)	2	-
Germany	969500K2MUPSI57XK083DE63046	IRIS INVESTOR HOLDING GMBH	99	INTERNATIONAL BUSINESS COMPANY Bahamas	2	-
Spain	969500K2MUPSI57XK083ES27665	METEORE ALCALA SL	99	Société à responsabilité limitée (hors France)	2	-
Italy	969500K2MUPSI57XK083IT27667	METEORE ITALY SRL	99	Société à responsabilité limitée (hors France)	2	-
France	969500K2MUPSI57XK083FR67929	SAS EUROP ASSIS FRAN	99	Société par Actions Simplifiée	2	-
France	969500K2MUPSI57XK083FR68213	PREDURBA SAS	99	Société par Actions Simplifiée	2	-
France	969500K2MUPSI57XK083FR67139	SCI IMEFA 192	99	Société Civile Immobilière	2	-



Country	Identification code of the undertaking	Legal Name of the undertaking	Type of undertaking	Legal form	Category (mutual / non mutual)	Supervisory authority
C0010	C0020	C0040	C0050	C0060	C0070	C0080
France	969500K2MUPSI57XK083FR67140	SCI IMEFA 193	99	Société Civile Immobilière	2	-
France	969500K2MUPSI57XK083FR67141	SCI IMEFA 194	99	Société Civile Immobilière	2	-
France	969500K2MUPSI57XK083FR67142	SCI IMEFA 195	99	Société Civile Immobilière	2	-
France	969500K2MUPSI57XK083FR67143	SCI IMEFA 196	99	Société Civile Immobilière	2	-
France	969500K2MUPSI57XK083FR67144	SCI IMEFA 198	99	Société Civile Immobilière	2	-
France	969500K2MUPSI57XK083FR67145	SCI IMEFA 199	99	Société Civile Immobilière	2	-
France	969500K2MUPSI57XK083FR67146	SCI IMEFA 200	99	Société Civile Immobilière	2	-
France	969500K2MUPSI57XK083FR67355	SCI IMEFA 202	99	Société Civile Immobilière	2	-
France	969500K2MUPSI57XK083FR67356	SCI IMEFA 203	99	Société Civile Immobilière	2	-
France	969500K2MUPSI57XK083FR67357	SCI IMEFA 204	99	Société Civile Immobilière	2	-
France	969500K2MUPSI57XK083FR67358	SCI IMEFA 205	99	Société Civile Immobilière	2	-
France	969500K2MUPSI57XK083FR67359	SCI IMEFA 206	99	Société Civile Immobilière	2	-
France	969500K2MUPSI57XK083FR67360	SCI IMEFA 207	99	Société Civile Immobilière	2	-
France	969500K2MUPSI57XK083FR67361	SCI IMEFA 208	99	Société Civile Immobilière	2	-
France	969500K2MUPSI57XK083FR67362	SCI IMEFA 209	99	Société Civile Immobilière	2	-
France	969500K2MUPSI57XK083FR67363	SCI IMEFA 211	99	Société Civile Immobilière	2	-
France	969500K2MUPSI57XK083FR67364	SCI IMEFA 212	99	Société Civile Immobilière	2	-
France	969500K2MUPSI57XK083FR67376	SCI SPIRICA BOISSEAU	99	Société Civile Immobilière	2	-
France	969500K2MUPSI57XK083FR28081	CL CORSE	99	Caisse Locale de Crédit Agricole	2	-
France	969500K2MUPSI57XK083FR67511	ARDIAN MUL STRATG A	99	Fonds Commun de Placement	2	-
France	969500AVODZ5UV874P48	FDC PREDIQ.OPP.O 3D	99	Fonds Commun de Placement	2	-
Luxembourg	549300M6DMUC7H67PU05	TIERA CAPIT NAT PE A	99	SICAV - Hors France	2	-
France	969500K2MUPSI57XK083FR30209	FDA 5 (EX FDA 17 0 2D PART 0)	99	Fonds Commun de Placement	2	-
France	969500V216U5FVKE4F10	CAA P.EQ.18 CPBIS A2	99	Fonds Commun de Placement	2	-
France	969500K2MUPSI57XK083FR30562	FDA 7 O 3D	99	Fonds Commun de Placement	2	-
France	969500K2MUPSI57XK083FR60387	OPCI LAPILLUS I	99	SICAV - Hors France	2	-
France	969500K2MUPSI57XK083FR64390	FDC T1 FCP 3 DEC	99	Fonds Commun de Placement	2	-
France	969500K2MUPSI57XK083FR66084	FPCI CAA SECONDAIRE V	99	Fonds Commun de Placement	2	-
France	969500HRW2W6V6R7TL66	FDA RE -O- 3D	99	Fonds Commun de Placement	2	-
France	969500JUJ97K0FI27Y85	AMUNDI TRANSM. IMMO.	99	Fonds Commun de Placement	2	-
France	969500K2MUPSI57XK083FR67528	ALTA COMMERCES EUROP	99	SICAV - France	2	-
France	969500K2MUPSI57XK083FR67134	AM.PRIV.EQ.MEGA.II A	99	Fonds Commun de Placement	2	-
France	969500K2MUPSI57XK083FR67515	CAP SANTE 3 PART A	99	Fonds Commun de Placement	2	-
France	969500K2MUPSI57XK083FR67380	CAP SERVICES A	99	Fonds Professionnel de Capital Investissement	2	-
France	969500D6DCHAI0KCDH96	CASIMIR1 PART C	99	Fonds Commun de Placement	2	-
France	969500K2MUPSI57XK083FR67513	CHORELIA N 8 PART C	99	Fonds Commun de Placement	2	-
NETHERLANDS ANTILLES	969500K2MUPSI57XK083AN29797	PERMAL INV HOLD -A-	99	Fund	2	-



Country	Identification code of the undertaking	Legal Name of the undertaking	Type of undertaking	Legal form	Category (mutual / non mutual)	Supervisory authority
C0010	C0020	C0040	C0050	C0060	C0070	C0080
France	969500XE3X4ETZMLLJ51	CARIDOR	99	Fonds Commun de Placement	2	-
France	969500K2MUPSI57XK083FR66174	CAA PRIVATE EQUITY 208 - COMPARTIMENT TER	99	Fonds Professionnel de Capital Investissement	2	-
France	969500K2MUPSI57XK083FR66538	BC 44	99	Société par Actions Simplifiée	2	-
France	969500K2MUPSI57XK083FR66628	DS3 - MILAN	99	Fonds Commun de Titrisation	2	-
France	969500K2MUPSI57XK083FR66630	AMUNDI PRIVATE DEBT FUNDS	99	Fonds Commun de Titrisation	2	-
Luxembourg	969500K2MUPSI57XK083LU66887	CYCLOPE INVES.OPP.	99	SICAV - Hors France	2	-
France	969500BQ17ZLAGFNE838	ACTICCIA VIE 90 N5	99	Fonds Commun de Placement	2	-
France	969500R2G4TYJSA4VQ57	ACTICCIA VIE 90 N7 C	99	Fonds Commun de Placement	2	-
France	96950098MV6OXMNMDJ92	ACTICCIA VIE 90 N 8	99	Fonds Commun de Placement	2	-
Luxembourg	969500K2MUPSI57XK083LU66614	ARCHMORE SCSP-IN.DE.PL.II-S-F IV EUR	99	Fonds d'Investissement Professionnel Spécialisé	2	-
Luxembourg	969500K2MUPSI57XK083LU68209	BGF-GLBL DYN EQ-I2EURA	99	Fonds Commun de Placement	2	-
France	969500M5K22JQ64PAG87	LITHOS FCP	99	Fonds Commun de Placement	2	-
France	969500UL8E43FQS4NK06	B2 HOTEL INVEST (SPICAV)	99	Sté Plt prépondérance immobilière capital variable	2	-
France	969500K2MUPSI57XK083FR025389	FLORISSIME DYNAMIQUE (FCP)	99	Fonds Commun de Placement	2	-
France	969500VG7W0EK37FIN49	INDOS.ALLOC.30 -C-3D	99	Fonds Commun de Placement	2	-
France	969500K2MUPSI57XK083FR64772	FR0013217650 FONDS AV ECHUS FIA C	99	Fonds Commun de Placement	2	-
France	969500K2MUPSI57XK083FR65264	AMUNDI ACTIONS OR P	99	Fonds Commun de Placement	2	-
France	969500K2MUPSI57XK083FR67519	CHORELIA N 9 PART C	99	Fonds Commun de Placement	2	-
France	969500K2MUPSI57XK083FR67546	RESID MORT II LARG E	99	Fonds Commun de Placement	2	-
Italy	969500K2MUPSI57XK083IT67090	AMUNDI PROTEZIONE 85	99	Fonds Commun de Placement	2	-
France	969500K2MUPSI57XK083FR67756	CAA PE 20 COM BIS A2	99	Fonds Commun de Placement	2	-
France	969500K2MUPSI57XK083FR67757	CAA PE 20 COM TER A3	99	Fonds Commun de Placement	2	-
France	9695006V0AQW4I99CI34	CPR AMBITION FR SI	99	Fonds Commun de Placement	2	-
France	969500K2MUPSI57XK083FR67772	CHORELIA N 10	99	Fonds Commun de Placement	2	-
France	969500K2MUPSI57XK083FR67879	OPTIMUM EQUILIBRE R	99	Fonds Commun de Placement	2	-
France	969500K2MUPSI57XK083FR67887	FOJ CAP 2024 PART C	99	Fonds Commun de Placement	2	-
France	969500K2MUPSI57XK083FR67931	0.0 08-61	99	Fonds Commun de Placement	2	-
France	969500K2MUPSI57XK083FR68160	ABCM GLOB ALLO	99	Fonds Commun de Placement	2	-
France	969500K2MUPSI57XK083FR68161	CAA PR FI II C2 A2	99	Fonds Commun de Placement	2	-
France	9695005VWNPZYFEANJ53	LCL FUTURE CITI P	99	Fonds Commun de Placement	2	-
France	969500K2MUPSI57XK083FR68168	ACTIV ALLC RB R CAP	99	Fonds Commun de Placement	2	-
France	969500K2MUPSI57XK083FR68171	CAA PVT EQ 2021 1 A1	99	Fonds Commun de Placement	2	-
France	969500K2MUPSI57XK083FR68173	CERES FD ACT MOND RE	99	Fonds Commun de Placement	2	-
France	969500K2MUPSI57XK083FR68175	CHORELIA N11 PART C	99	Fonds Commun de Placement	2	-
France	969500K2MUPSI57XK083FR68177	PERIAL EUR CARB SCCV	99	Fonds Commun de Placement	2	-
France	969500K2MUPSI57XK083FR68184	CHORELIA N 12 C	99	Fonds Commun de Placement	2	-



Country	Identification code of the undertaking	Legal Name of the undertaking	Type of undertaking	Legal form	Category (mutual / non mutual)	Supervisory authority
C0010	C0020	C0040	C0050	C0060	C0070	C0080
France	969500K2MUPSI57XK083FR68185	SCI PM IMMO TREND	99	Société Civile Immobilière	2	-
France	969500K2MUPSI57XK083IT67788	AMUNDI PROT 85 ROLLING 2Y	99	Fonds Commun de Placement	2	-
Japan	969500K2MUPSI57XK083JP67932	DAIWA IFREE JAPAN BOND INDEX	99	Fund	2	-
Japan	969500K2MUPSI57XK083JP67933	DAIWA IFREE FRGN BOND INDEX	99	Fund	2	-
Japan	969500K2MUPSI57XK083JP68191	DAIWA IFREE J-REIT INDEX	99	Fund	2	-
Japan	969500K2MUPSI57XK083JP68192	DAIWA IFREE FRGN REIT INDEX	99	Fund	2	-
Luxembourg	969500K2MUPSI57XK083LU68196	JPM GLOBAL FOCUS-IA	99	SICAV - Hors France	2	-
France	969500K2MUPSI57XK083FR021680	AMUNDI INF.MDE-P-3D	99	Fonds Commun de Placement	2	-
France	969500K2MUPSI57XK083FR61164	TECHNO-PRO	99	Fonds Commun de Placement	2	-
France	969500K2MUPSI57XK083FR63576	FR0012419752 CAA PRIVATE FINANCING A3	99	Fonds Commun de Placement	2	-
Luxembourg	969500K2MUPSI57XK083FR67241	M&G (LUX) GLOBAL MA	99	Fonds Commun de Placement	2	-
France	969500K2MUPSI57XK083FR68439	AMUNDI HORIZON LONG TERME ESR	99	Fonds Commun de Placement	2	-
France	969500K2MUPSI57XK083FR68600	CAA PV EQ2021 TER A3	99	Fonds Commun de Placement	2	-
France	969500K2MUPSI57XK083FR68606	ARTEMID CA II SLP A	99	Fonds Commun de Placement	2	-
France	969500K2MUPSI57XK083FR68774	LF MULTIMMO DURABLE	99	Fonds Commun de Placement	2	-
France	969500K2MUPSI57XK083FR68775	TRAJECTOIRE SANTE	99	Fonds Commun de Placement	2	-
France	969500K2MUPSI57XK083FR68785	LCL IMPACT SCL 21 CC	99	Fonds Commun de Placement	2	-
France	969500K2MUPSI57XK083FR68794	SELECTION FRANCE SJ	99	Fonds Commun de Placement	2	-
France	969500K2MUPSI57XK083FR69001	JUNON ACTIONS OBLIGATIONS	99	Fonds Commun de Placement	2	-
France	969500K2MUPSI57XK083FR69002	BFT FR EMP ISR PT PM	99	Fonds Commun de Placement	2	-
France	969500K2MUPSI57XK083FR69004	SELECT FR SOC 5-22	99	Fonds Commun de Placement	2	-
France	969500K2MUPSI57XK083FR69006	AF MONTPENSIER M CLIMATE SOLUTIONS	99	Fonds Commun de Placement	2	-
France	969500K2MUPSI57XK083FR69031	SELEC FR ENV 0922 C	99	Fonds Commun de Placement	2	-
France	969500K2MUPSI57XK083FR69032	SELEC FR SOC 0922 C	99	Fonds Commun de Placement	2	-
France	969500K2MUPSI57XK083FR69034	LCL ECHUS - LAMBDA C	99	Fonds Commun de Placement	2	-
France	969500K2MUPSI57XK083FR69038	VYV MULTI ACTION EUR	99	Fonds Commun de Placement	2	-
France	969500K2MUPSI57XK083FR69039	VENDOME FRANCE M	99	Fonds Commun de Placement	2	-
France	969500K2MUPSI57XK083FR69040	UNIGEST SECON V WRLD	99	Fonds Commun de Placement	2	-
France	969500K2MUPSI57XK083FR69042	BFT SEL RDT 27 RC PC	99	Fonds Commun de Placement	2	-
France	969500K2MUPSI57XK083FR69043	AM CONVIC ESR ASSUR	99	Fonds Commun de Placement	2	-
France	969500K2MUPSI57XK083FR69044	AM CONVIC ESR PER	99	Fonds Commun de Placement	2	-
France	969500K2MUPSI57XK083FR69045	AMUNDI HARMO ESR PER	99	Fonds Commun de Placement	2	-
France	969500K2MUPSI57XK083FR69046	DIVERS ET SOLID ASS	99	Fonds Commun de Placement	2	-
France	969500K2MUPSI57XK083FR69048	CAA INFRAS 2022 PT A	99	Fonds Commun de Placement	2	-
France	969500K2MUPSI57XK083FR69049	CAA PV EQ22 COMP1 A1	99	Fonds Commun de Placement	2	-
France	969500K2MUPSI57XK083FR69054	SCPI LFP EUROPIMMO	99	Fonds Commun de Placement	2	-
Italy	969500K2MUPSI57XK083IT66632	AMUNDI PRIMO INVESTIMENTO- CLASSE A	99	Fonds Commun de Placement	2	-
Luxembourg	969500K2MUPSI57XK083LU66849	AMUNDI-EURO H/Y S/T BD-IEADD	99	Fonds Commun de Placement	2	-



Country	Identification code of the undertaking	Legal Name of the undertaking	Type of undertaking	Legal form	Category (mutual / non mutual)	Supervisory authority
C0010	C0020	C0040	C0050	C0060	C0070	C0080
France	969500K2MUPSI57XK083FR66171	SCI ALTA CARRE DE SOIE	99	Société Civile Immobilière	2	-
France	969500K2MUPSI57XK083FR67382	KAREO Horizon	99	Fonds Commun de Placement	2	-
France	969500K2MUPSI57XK083FR27729	SC PARHAUS	99	Fonds Commun de Placement	2	-
France	969500K2MUPSI57XK083FR27730	SC PARCHAMPS	99	Fonds Commun de Placement	2	-
France	969500K2MUPSI57XK083FR27733	SC PARGAL	99	Fonds Commun de Placement	2	-
France	969500K2MUPSI57XK083FR63266	SCI DAHLIA	99	Société Civile Immobilière	2	-
Luxembourg	969500K2MUPSI57XK083LU69012	AMUNDI PIO INC OPPI-M2 EUR C	99	Fonds Commun de Placement	2	-
Luxembourg	969500K2MUPSI57XK083LU69013	CPR INVEST SMART TRENDS-REUR	99	Fonds Commun de Placement	2	-
Luxembourg	969500K2MUPSI57XK083LU69015	AMUNDI NEW SILK ROAD-ME EUR	99	Fonds Commun de Placement	2	-
Luxembourg	969500K2MUPSI57XK083LU69016	5909 A2EURMTID	99	Fonds Commun de Placement	2	-
Italy	969500K2MUPSI57XK083IT69662	BANCO BPM ASSICURAZIONI	99	Societa per Azioni (IT)	2	-
Italy	969500K2MUPSI57XK083IT69664	VERA ASSICURAZIONI	99	Societa per Azioni (IT)	2	-
Italy	969500K2MUPSI57XK083IT69665	VERA PROTEZIONE	99	Societa per Azioni (IT)	2	-
Luxembourg	969500K2MUPSI57XK083LU67550	L2B LEUDELANGE SARL	99	Société à responsabilité limitée (hors France)	2	-
France	969500K2MUPSI57XK083FR69630	SCI AEV CA 2	99	Société Civile Immobilière de placement	2	-
France	969500K2MUPSI57XK083FR69631	SCI KORIAN IMMO 4	99	Société Civile immobilière de construction vente	2	-
France	969500K2MUPSI57XK083FR28831	FR0000985046 LCL OBLIGATIONS INFLATION EUROPE	99	Fonds Commun de Placement	2	-
France	969500K2MUPSI57XK083FR30210	FR0011001981 FDA RE - O	99	Fonds Commun de Placement	2	-
France	969500K2MUPSI57XK083FR67753	AMUNDI HOR.LT PERI-C	99	Forme Juridique à définir	2	-
France	969500K2MUPSI57XK083FR69191	IMMOBILIER IMPAC INV	99	SA à Conseil d'Administration - France	2	-
France	969500K2MUPSI57XK083FR69591	AMU AC PME ESR ASSUR	99	Fonds Commun de Placement	2	-
France	969500K2MUPSI57XK083FR69599	BFT FR EMP ISR PERIC	99	Fonds Commun de Placement	2	-
France	969500K2MUPSI57XK083FR69603	MEILLEURIMMO FIA A	99	Fonds Commun de Placement	2	-
France	969500K2MUPSI57XK083FR69604	SOLDARITE PERI	99	Fonds Commun de Placement	2	-
France	969500K2MUPSI57XK083FR69637	HELLO SANTE/MEDICALIB	99	Société par Actions Simplifiée	2	-
France	969500K2MUPSI57XK083FR69638	SCI DE BUREAUX AU VAUCLUSE	99	Société Civile Immobilière de placement	2	-
Italy	969500K2MUPSI57XK083IT69627	AMUNDI PROTEZIONE 90 ROLLING 1Y ESG	99	Fonds Commun de Placement	2	-
France	9695009PRPLJ3D51CG18	CAMALT HOLDING	99	Société par Actions Simplifiée	2	-
France	969500K2MUPSI57XK083FR27090	AESOPÉ EQUILIBRE	99	Fonds Commun de Placement	2	-
France	969500K2MUPSI57XK083FR69198	CAA EQ22 COMPBIS A2	99	Fonds Commun de Placement	2	-
France	969500K2MUPSI57XK083FR69199	CAA EQ22 COMPTEP A3	99	Fonds Commun de Placement	2	-
France	969500K2MUPSI57XK083FR69590	AMUN ACT INT ESR PER	99	Fonds Commun de Placement	2	-
France	969500K2MUPSI57XK083FR69593	MID INF II SLP CO A	99	SICAV - France	2	-
France	969500K2MUPSI57XK083FR69598	CPR USA ESG HPMEUR	99	Fonds Commun de Placement	2	-
France	969500K2MUPSI57XK083FR69600	SIPAREX MULT ACCES C	99	Fonds Commun de Placement	2	-
France	969500K2MUPSI57XK083FR69602	AMUN DELTA CAPI SANT	99	Société Civile de Placement Immobilier	2	-
France	969500K2MUPSI57XK083FR69605	SEL EUR CLIM 01 23C	99	Fonds Commun de Placement	2	-



Country	Identification code of the undertaking	Legal Name of the undertaking	Type of undertaking	Legal form	Category (mutual / non mutual)	Supervisory authority
C0010	C0020	C0040	C0050	C0060	C0070	C0080
France	969500K2MUPSI57XK083FR69606	SELE FR ENV JAN 23 C	99	Fonds Commun de Placement	2	-
France	969500K2MUPSI57XK083FR69607	CAA PRIV EQU 23 A2	99	Fonds Commun de Placement	2	-
France	969500K2MUPSI57XK083FR69609	CAA ACTIONS MONDES R	99	Fonds Commun de Placement	2	-
France	969500K2MUPSI57XK083FR69623	5884 A5EURC	99	Fonds Commun de Placement	2	-
France	969500K2MUPSI57XK083FR69624	CPR INVEST ? SOCIAL	99	Fonds Commun de Placement	2	-
Ireland	969500K2MUPSI57XK083IE67891	LM-CB US APP FD-PA	99	Fonds Commun de Placement	2	-
Luxembourg	969500K2MUPSI57XK083LU27826	67251 AEURC	99	Forme Juridique à définir	2	-
Luxembourg	969500K2MUPSI57XK083LU28530	AIMNAEBDCTBAE	99	Forme Juridique à définir	2	-
Luxembourg	969500K2MUPSI57XK083LU67329	CPRGDO ALCL ACC	99	SICAV - Hors France	2	-
Luxembourg	969500K2MUPSI57XK083LU67531	FID ASIA SP SIT AC	99	SICAV - Hors France	2	-
Luxembourg	969500K2MUPSI57XK083LU69610	FTIF-FRKN US OPP-IACCEURH1	99	SICAV - Hors France	2	-
Luxembourg	969500K2MUPSI57XK083LU69612	PICTET TR SIRIUS-HI EUR	99	SICAV - Hors France	2	-
Luxembourg	969500K2MUPSI57XK083LU96925	FTGF-W ASST ASIAN OPPS-PA(H)	99	SICAV - Hors France	2	-
Luxembourg	969500K2MUPSI57XK083LU69626	POLAR CAPITAL NORTH	99	SICAV - Hors France	2	-
Luxembourg	969500K2MUPSI57XK083LU69055	AMUNDI FUNDS EUROP SUBORDINATED BOND ESG	99	Fonds Commun de Placement	2	-
Luxembourg	969500K2MUPSI57XK083LU69068	CENTIVA OFF SER 0518	99	Fonds Commun de Placement	2	-
Spain	969500K2MUPSI57XK083ES69072	RENOVALIA TRAMONTANA	99	Société par Actions Simplifiée	2	-
France	969500K2MUPSI57XK083FR67927	SA ULLIS	99	société anonyme	2	-
France	969500K2MUPSI57XK083FR30741	EFFI INVEST II	99	Société en Commandite par Actions - France	2	-
France	969500S78AOSW8IA9I54	SAS PREIM HEALTHCARE	99	Société par Actions Simplifiée	2	-
France	969500D688JIO5UESX62	CA GRANDS CRUS	99	Société par Actions Simplifiée	2	-



Country	Identification code of the undertaking	Criteria of influence						Inclusion in the scope of Group supervision		Group solvency calculation
		% capital share	% used for the establishment of accounting consolidated accounts	% voting rights	Other criteria	Level of influence	Proportional share used for group solvency calculation	YES/NO	Date of decision if art. 214 is applied	Method used and under method 1, treatment of the undertaking
C0010	C0020	C0180	C0190	C0200	C0210	C0220	C0230	C0240	C0250	C0260
France	969500K2MUPSI57XK083	100%	100%	100%	-	1	100%	1	-	1
France	969500BB5ZH7LFB2BL43	100%	100%	100%	-	1	100%	1	-	1
Ireland	969500K2MUPSI57XK083IE52095	100%	100%	100%	-	1	100%	1	-	1
Luxembourg	969500K2MUPSI57XK083LU52096	100%	100%	100%	-	1	100%	1	-	1
France	96950018S1XWUGVC0E95	100%	100%	100%	-	1	100%	1	-	1
France	969500P5DCT4287UVL36	100%	100%	100%	-	1	100%	1	-	1
Luxembourg	222100RHVHGHNBQ4VV91	94%	100%	94%	-	1	94%	1	-	1
France	969500IXARMKRMXE0315	100%	100%	100%	-	1	100%	1	-	1
Portugal	549300HM15U8TGYXFP61	100%	100%	100%	-	1	100%	1	-	1
Italy	815600712E1764BEF578	100%	100%	100%	-	1	100%	1	-	1
Ireland	635400L1YTYKYSKSZB41	100%	100%	100%	-	1	100%	1	-	1
Ireland	635400THEYDAIONRRP31	100%	100%	100%	-	1	100%	1	-	1
Japan	353800EVW07IPLMT2X95	100%	100%	100%	-	1	100%	1	-	10
Italy	815600A7946313257924	100%	100%	100%	-	1	100%	1	-	1
Greece	549300PBNQ5382X7W827	100%	100%	100%	-	1	100%	1	-	1
Poland	259400BVOLY75E7L2G05	100%	100%	100%	-	1	100%	1	-	1
France	969500J0J1H1GRL7KK86	100%	100%	100%	-	1	100%	1	-	4
Ireland	635400V9R7Z62LMOVS66	100%	100%	100%	-	1	100%	1	-	1
Spain	959800P1TEVUVV7YZZ92	50%	50%	50%	-	1	50%	1	-	1
Poland	259400IDRH0AFY9CPR67	100%	100%	100%	-	1	100%	1	-	1
France	9695001EJGUAT223F44	40%	40%	40%	-	1	40%	1	-	10
France	969500K2MUPSI57XK083FR62128	36%	36%	36%	-	1	36%	1	-	10
France	969500ICGCY1PD6OT783	24%	24%	24%	-	1	24%	1	-	10
France	969500WEP61H6TJM037	25%	25%	25%	-	1	25%	1	-	10
France	969500JTN8BU5BW6UW36	20%	20%	20%	-	1	20%	1	-	10
France	969500K2MUPSI57XK083FR15325	100%	100%	100%	-	1	100%	1	-	10
France	969500UDH342QLTE1M42	19%	19%	19%	-	1	19%	1	-	10
France	969500C2C11LOPTGRH11	20%	20%	20%	-	1	20%	1	-	10
France	969500K2MUPSI57XK083FR62120	100%	100%	100%	-	1	100%	1	-	10
France	984500770967IAE3EC16	100%	100%	100%	-	1	100%	1	-	10
France	969500K2MUPSI57XK083FR28995	80%	100%	80%	-	1	80%	1	-	10
France	969500K2MUPSI57XK083FR63015	100%	100%	100%	-	1	100%	1	-	10
France	969500K2MUPSI57XK083FR08679	100%	100%	100%	-	1	100%	1	-	10
France	969500K2MUPSI57XK083FR29354	100%	100%	100%	-	1	100%	1	-	10



Country	Identification code of the undertaking	Criteria of influence						Inclusion in the scope of Group supervision		Group solvency calculation
		% capital share	% used for the establishment of accounting consolidated accounts	% voting rights	Other criteria	Level of influence	Proportional share used for group solvency calculation	YES/NO	Date of decision if art. 214 is applied	Method used and under method 1, treatment of the undertaking
C0010	C0020	C0180	C0190	C0200	C0210	C0220	C0230	C0240	C0250	C0260
France	969500K2MUPSI57XK083FR61703	60%	100%	60%	-	1	60%	1	-	10
France	969500K2MUPSI57XK083FR62960	46%	46%	46%	-	1	46%	1	-	10
France	969500K2MUPSI57XK083FR64385	50%	50%	50%	-	1	50%	1	-	10
France	969500K2MUPSI57XK083FR66085	100%	100%	100%	-	1	100%	1	-	10
France	969500K2MUPSI57XK083LU25022	100%	100%	100%	-	1	100%	1	-	10
France	969500K2MUPSI57XK083ES63960	100%	100%	100%	-	1	100%	1	-	10
France	9695004OAPTHOKN99645	100%	100%	100%	-	1	100%	1	-	10
France	969500K2MUPSI57XK083ES66717	100%	100%	100%	-	1	100%	1	-	10
France	969500K2MUPSI57XK083FR66670	100%	100%	100%	-	1	100%	1	-	10
France	213800FGV8ARHLVFN87	100%	100%	100%	-	1	100%	1	-	10
France	96950024QBTWFKPVXX31	18%	18%	18%	-	1	18%	1	-	10
France	969500K2MUPSI57XK083FR67559	100%	100%	100%	-	1	100%	1	-	10
Italy	969500K2MUPSI57XK083FR67815	100%	100%	100%	-	1	100%	1	-	10
Italy	969500K2MUPSI57XK083IT68293	100%	100%	100%	-	1	100%	1	-	10
France	969500K2MUPSI57XK083FR63948	30%	30%	30%	-	1	30%	1	-	10
France	969500LVOAFYYDA6RQ10	38%	38%	38%	-	1	38%	1	-	10
Italy	815600939034E41F7352	24%	24%	24%	-	1	24%	1	-	10
Luxembourg	969500K2MUPSI57XK083LU64685	40%	40%	40%	-	1	40%	1	-	10
Luxembourg	969500K2MUPSI57XK083LU63382	37%	37%	37%	-	1	37%	1	-	10
Belgium	969500K2MUPSI57XK083BE66169	25%	25%	25%	-	1	25%	1	-	10
France	9695009FFM30CUZ8FO85	50%	50%	50%	-	1	50%	1	-	10
Spain	969500K2MUPSI57XK083ES66958	50%	50%	50%	-	1	50%	1	-	10
Luxembourg	969500K2MUPSI57XK083LU64386	60%	60%	60%	-	1	60%	1	-	10
France	969500K2MUPSI57XK083FR66413	48%	48%	48%	-	1	48%	1	-	10
Luxembourg	969500K2MUPSI57XK083FR67147	49%	49%	49%	-	1	49%	1	-	10
France	969500K2MUPSI57XK083FR67396	75%	75%	75%	-	1	75%	1	-	10
Luxembourg	969500K2MUPSI57XK083LU67560	39%	39%	39%	-	1	39%	1	-	10
France	969500K2MUPSI57XK083FR67624	80%	80%	80%	-	1	80%	1	-	10
Italy	969500K2MUPSI57XK083IT67625	80%	80%	80%	-	1	80%	1	-	10
Portugal	9845009F1AECS3B9EK15	35%	35%	35%	-	1	35%	1	-	10
Italy	969500K2MUPSI57XK083IT67934	30%	30%	30%	-	1	30%	1	-	10
Italy	969500K2MUPSI57XK083IT68895	49%	49%	49%	-	1	49%	1	-	10
France	213800E3JUSKI6SNH535	25%	25%	25%	-	1	25%	1	-	10
Austria	969500K2MUPSI57XK083AT68212	100%	100%	100%	-	1	100%	1	-	10



Country	Identification code of the undertaking	Criteria of influence						Inclusion in the scope of Group supervision		Group solvency calculation
		% capital share	% used for the establishment of accounting consolidated accounts	% voting rights	Other criteria	Level of influence	Proportional share used for group solvency calculation	YES/NO	Date of decision if art. 214 is applied	Method used and under method 1, treatment of the undertaking
C0010	C0020	C0180	C0190	C0200	C0210	C0220	C0230	C0240	C0250	C0260
Austria	969500K2MUPSI57XK083AT68894	45%	45%	45%	-	1	45%	1	-	10
Spain	969500K2MUPSI57XK083ES68798	60%	60%	60%	-	1	60%	1	-	10
France	969500K2MUPSI57XK083FR68783	100%	100%	100%	-	1	100%	1	-	10
Britain	969500K2MUPSI57XK083GB68896	25%	25%	25%	-	1	25%	1	-	10
France	969500K2MUPSI57XK083ES69051	100%	100%	100%	-	1	100%	1	-	10
Spain	969500K2MUPSI57XK083ES69069	50%	50%	50%	-	1	50%	1	-	10
Spain	969500K2MUPSI57XK083ES69070	13%	13%	13%	-	1	13%	1	-	10
Spain	969500K2MUPSI57XK083PL69071	23%	23%	23%	-	1	23%	1	-	10
Luxembourg	969500K2MUPSI57XK083LU69639	100%	100%	100%	-	1	100%	1	-	10
France	969500K2MUPSI57XK083FR69632	100%	100%	100%	-	1	100%	1	-	10
France	969500K2MUPSI57XK083FR69633	45%	45%	45%	-	1	45%	1	-	10
France	969500K2MUPSI57XK083FR69634	10%	10%	10%	-	1	10%	1	-	10
France	969500K2MUPSI57XK083FR68782	100%	100%	100%	-	1	100%	1	-	10
France	969500K2MUPSI57XK083FR69539	100%	100%	100%	-	1	100%	1	-	10
France	969500K2MUPSI57XK083FR69636	30%	30%	30%	-	1	30%	1	-	10
France	969500KR9ZAI2QY3057	100%	100%	100%	-	1	100%	1	-	10
France	969500JTL6C3US7YY803	100%	100%	100%	-	1	100%	1	-	10
France	549300B2HMXCN3ALDX72	100%	100%	100%	-	1	100%	1	-	10
France	969500IMWOSRCVHBT090	100%	100%	100%	-	1	100%	1	-	10
France	969500MJA0GK5IGSQA39	100%	100%	100%	-	1	100%	1	-	10
France	969500UC11N35F2O1613	100%	100%	100%	-	1	100%	1	-	10
France	969500FX35E1K9LAOZ90	100%	100%	100%	-	1	100%	1	-	10
France	969500VBT1PDYBKVRK67	100%	100%	100%	-	1	100%	1	-	10
France	96950095MMS157U3D496	100%	100%	100%	-	1	100%	1	-	10
France	969500DY80CZU4UPV904	100%	100%	100%	-	1	100%	1	-	10
France	969500UBO3R03ZD3MO07	100%	100%	100%	-	1	100%	1	-	10
France	969500K2MUPSI57XK083FR021442	100%	100%	100%	-	1	100%	1	-	10
France	9695000PJNH8JENNGV92	100%	100%	100%	-	1	100%	1	-	10
France	969500NM5JB2NCO7XB12	100%	100%	100%	-	1	100%	1	-	10
France	969500CBSEYHOODAEX29	100%	100%	100%	-	1	100%	1	-	10
France	9695006NDT1W9KHH7W87	100%	100%	100%	-	1	100%	1	-	10
France	969500K2MUPSI57XK083FR29013	100%	100%	100%	-	1	100%	1	-	10
France	969500TD5CLSIQTP723	100%	100%	100%	-	1	100%	1	-	10
France	9695008W0YF6ZB8SMF55	100%	100%	100%	-	1	100%	1	-	10



Country	Identification code of the undertaking	Criteria of influence						Inclusion in the scope of Group supervision		Group solvency calculation
		% capital share	% used for the establishment of accounting consolidated accounts	% voting rights	Other criteria	Level of influence	Proportional share used for group solvency calculation	YES/NO	Date of decision if art. 214 is applied	Method used and under method 1, treatment of the undertaking
C0010	C0020	C0180	C0190	C0200	C0210	C0220	C0230	C0240	C0250	C0260
France	969500K2MUPSI57XK083FR25497	100%	100%	100%	-	1	100%	1	-	10
France	969500K2MUPSI57XK083FR63222	100%	100%	100%	-	1	100%	1	-	10
France	969500A328K3U7R30218	100%	100%	100%	-	1	100%	1	-	10
France	969500CUL7JC30CH3E67	100%	100%	100%	-	1	100%	1	-	10
France	969500K2MUPSI57XK083FR63224	100%	100%	100%	-	1	100%	1	-	10
France	969500CZMVFI21LGGY08	100%	100%	100%	-	1	100%	1	-	10
France	549300OWPQYL379VRI74	100%	100%	100%	-	1	100%	1	-	10
France	969500K2MUPSI57XK083FR28118	100%	100%	100%	-	1	100%	1	-	10
France	969500K2MUPSI57XK083FR63225	100%	100%	100%	-	1	100%	1	-	10
France	969500K2MUPSI57XK083FR63226	100%	100%	100%	-	1	100%	1	-	10
France	969500K2MUPSI57XK083FR26746	100%	100%	100%	-	1	100%	1	-	10
France	969500AX4UE01ZKB7A10	100%	100%	100%	-	1	100%	1	-	10
France	9695004NDRTGR93EUJ47	100%	100%	100%	-	1	100%	1	-	10
France	969500K2MUPSI57XK083FR63235	100%	100%	100%	-	1	100%	1	-	10
France	969500SQ5HDT8WH06336	100%	100%	100%	-	1	100%	1	-	10
France	969500KSS7JL5OT9YK90	100%	100%	100%	-	1	100%	1	-	10
France	9695002AN22N4N9J3W58	100%	100%	100%	-	1	100%	1	-	10
France	969500K2MUPSI57XK083FR61247	100%	100%	100%	-	1	100%	1	-	10
France	969500PL1DJ2GHZ1GQ15	100%	100%	100%	-	1	100%	1	-	10
France	969500K2MUPSI57XK083FR61562	100%	100%	100%	-	1	100%	1	-	10
France	969500K2MUPSI57XK083FR29722	100%	100%	100%	-	1	100%	1	-	10
France	9695005MBDD36G2TI827	100%	100%	100%	-	1	100%	1	-	10
France	969500KJOFEXN91W056	100%	100%	100%	-	1	100%	1	-	10
France	9695001FQ4KWJ9FIDB84	100%	100%	100%	-	1	100%	1	-	10
France	9695006MAAJ33BBUDU37	100%	100%	100%	-	1	100%	1	-	10
France	969500K2MUPSI57XK083FR61665	100%	100%	100%	-	1	100%	1	-	10
France	9695000TBVXDAT1E2Y90	100%	100%	100%	-	1	100%	1	-	10
France	969500OTEYC2JAJWU467	100%	100%	100%	-	1	100%	1	-	10
France	969500Q7Q9C8GURT5U54	100%	100%	100%	-	1	100%	1	-	10
France	9695008ZJOGROAP2GB53	100%	100%	100%	-	1	100%	1	-	10
France	969500K2MUPSI57XK083FR62964	100%	100%	100%	-	1	100%	1	-	10
France	969500K2MUPSI57XK083FR29581	100%	100%	100%	-	1	100%	1	-	10
Ireland	969500K2MUPSI57XK083IE63529	100%	100%	100%	-	1	100%	1	-	10
France	969500K2MUPSI57XK083FR63526	100%	100%	100%	-	1	100%	1	-	10



Country	Identification code of the undertaking	Criteria of influence						Inclusion in the scope of Group supervision		Group solvency calculation
		% capital share	% used for the establishment of accounting consolidated accounts	% voting rights	Other criteria	Level of influence	Proportional share used for group solvency calculation	YES/NO	Date of decision if art. 214 is applied	Method used and under method 1, treatment of the undertaking
C0010	C0020	C0180	C0190	C0200	C0210	C0220	C0230	C0240	C0250	C0260
France	9695002NAFJA7A8F5Q12	100%	100%	100%	-	1	100%	1	-	10
France	969500U8BRLNG73ANX21	100%	100%	100%	-	1	100%	1	-	10
France	969500K2MUPSI57XK083FR63730	100%	100%	100%	-	1	100%	1	-	10
France	969500K2MUPSI57XK083FR63609	100%	100%	100%	-	1	100%	1	-	10
France	969500K2MUPSI57XK083FR63764	44%	100%	44%	-	1	44%	1	-	10
France	969500K2MUPSI57XK083FR63769	100%	100%	100%	-	1	100%	1	-	10
France	969500K2MUPSI57XK083FR64001	100%	100%	100%	-	1	100%	1	-	10
France	969500K2MUPSI57XK083FR64140	100%	100%	100%	-	1	100%	1	-	10
France	969500K2MUPSI57XK083FR64137	100%	100%	100%	-	1	100%	1	-	10
France	9695007B3RKLN3MLR268	100%	100%	100%	-	1	100%	1	-	10
France	969500UX6JF9N65VNT33	100%	100%	100%	-	1	100%	1	-	10
France	969500K2MUPSI57XK083IT64111	100%	100%	100%	-	1	100%	1	-	10
France	969500K2MUPSI57XK083FR64185	100%	100%	100%	-	1	100%	1	-	10
France	969500K2MUPSI57XK083FR64187	100%	100%	100%	-	1	100%	1	-	10
France	969500K2MUPSI57XK083FR64392	100%	100%	100%	-	1	100%	1	-	10
France	9695003Q05SU0F0FL820	100%	100%	100%	-	1	100%	1	-	10
France	969500E9837WEB4RC674	100%	100%	100%	-	1	100%	1	-	10
Ireland	969500K2MUPSI57XK083IE64500	100%	100%	100%	-	1	100%	1	-	10
Luxembourg	969500K2MUPSI57XK083LU64511	100%	100%	100%	-	1	100%	1	-	10
Luxembourg	969500K2MUPSI57XK083IE63703	100%	100%	100%	-	1	100%	1	-	10
Luxembourg	969500K2MUPSI57XK083LU64515	100%	100%	100%	-	1	100%	1	-	10
France	969500W74NU7V8KRHV32	100%	100%	100%	-	1	100%	1	-	10
France	969500GUOSX2LAZ26567	100%	100%	100%	-	1	100%	1	-	10
France	969500OV0V76R5DBAS59	100%	100%	100%	-	1	100%	1	-	10
France	969500JA5HXGNC1O247	100%	100%	100%	-	1	100%	1	-	10
France	96950014PS7AYRW18O62	100%	100%	100%	-	1	100%	1	-	10
France	969500D8HFDLMSZG7N33	100%	100%	100%	-	1	100%	1	-	10
France	969500UW35DFZAUWVE58	100%	100%	100%	-	1	100%	1	-	10
France	969500ZJ333L3FVN6T05	100%	100%	100%	-	1	100%	1	-	10
France	96950002LRAA9VWV4706	100%	100%	100%	-	1	100%	1	-	10
France	969500K2MUPSI57XK083FR64733	100%	100%	100%	-	1	100%	1	-	10
France	969500Y85LR1PJZR5M39	100%	100%	100%	-	1	100%	1	-	10
France	969500L481XEWWH1B735	100%	100%	100%	-	1	100%	1	-	10
France	969500YV414TPPIVYJ95	100%	100%	100%	-	1	100%	1	-	10



Country	Identification code of the undertaking	Criteria of influence						Inclusion in the scope of Group supervision		Group solvency calculation
		% capital share	% used for the establishment of accounting consolidated accounts	% voting rights	Other criteria	Level of influence	Proportional share used for group solvency calculation	YES/NO	Date of decision if art. 214 is applied	Method used and under method 1, treatment of the undertaking
C0010	C0020	C0180	C0190	C0200	C0210	C0220	C0230	C0240	C0250	C0260
France	969500K2MUPSI57XK083FR65874	100%	100%	100%	-	1	100%	1	-	10
France	969500K2MUPSI57XK083FR65935	100%	100%	100%	-	1	100%	1	-	10
France	969500K2MUPSI57XK083FR65934	100%	100%	100%	-	1	100%	1	-	10
France	969500K2MUPSI57XK083FR65796	100%	100%	100%	-	1	100%	1	-	10
France	969500T80J4O4PJ38I05	100%	100%	100%	-	1	100%	1	-	10
France	969500K2MUPSI57XK083FR66170	100%	100%	100%	-	1	100%	1	-	10
France	969500K2MUPSI57XK083FR66090	100%	100%	100%	-	1	100%	1	-	10
France	969500K2MUPSI57XK083FR30685	100%	100%	100%	-	1	100%	1	-	10
France	969500K2MUPSI57XK083FR67137	100%	100%	100%	-	1	100%	1	-	10
France	9695003CKZVSMZLV7W31	100%	100%	100%	-	1	100%	1	-	10
France	9695007HC7DU4TH3VJ47	100%	100%	100%	-	1	100%	1	-	10
France	969500K2MUPSI57XK083FR67527	100%	100%	100%	-	1	100%	1	-	10
France	213800VHWKNDZR1JZA90	100%	100%	100%	-	1	100%	1	-	10
Luxembourg	969500K2MUPSI57XK083LU66613	100%	100%	100%	-	1	100%	1	-	10
France	969500K2MUPSI57XK083LU68210	100%	100%	100%	-	1	100%	1	-	10
France	969500K2MUPSI57XK083FR68170	100%	100%	100%	-	1	100%	1	-	10
France	969500K2MUPSI57XK083LU68619	69%	100%	69%	-	1	69%	1	-	10
France	969500K2MUPSI57XK083FR25501	100%	100%	100%	-	1	100%	1	-	10
France	969500K2MUPSI57XK083FR60164	100%	100%	100%	-	1	100%	1	-	10
France	969500K2MUPSI57XK083FR67754	100%	100%	100%	-	1	100%	1	-	10
France	969500K2MUPSI57XK083FR67379	100%	100%	100%	-	1	100%	1	-	10
France	969500K2MUPSI57XK083FR67758	100%	100%	100%	-	1	100%	1	-	10
France	969500K2MUPSI57XK083FR68172	100%	100%	100%	-	1	100%	1	-	10
France	969500K2MUPSI57XK083FR68776	100%	100%	100%	-	1	100%	1	-	10
France	969500K2MUPSI57XK083FR68778	100%	100%	100%	-	1	100%	1	-	10
France	969500K2MUPSI57XK083FR64770	100%	100%	100%	-	1	100%	1	-	10
France	969500K2MUPSI57XK083FR27542	91%	100%	91%	-	1	91%	1	-	10
France	969500K2MUPSI57XK083FR63236	100%	100%	100%	-	1	100%	1	-	10
France	969500K2MUPSI57XK083FR29352	100%	100%	100%	-	1	100%	1	-	10
France	969500HYWM3ZULLKBM15	89%	100%	89%	-	1	89%	1	-	10
France	969500SNQN3DQ2Z99861	100%	100%	100%	-	1	100%	1	-	10
France	96950059WACY7UVQT910	100%	100%	100%	-	1	100%	1	-	10
France	969500K2MUPSI57XK083FR29723	100%	100%	100%	-	1	100%	1	-	10
France	969500K2MUPSI57XK083FR29553	4%	100%	4%	-	1	4%	1	-	10



Country	Identification code of the undertaking	Criteria of influence						Inclusion in the scope of Group supervision		Group solvency calculation
		% capital share	% used for the establishment of accounting consolidated accounts	% voting rights	Other criteria	Level of influence	Proportional share used for group solvency calculation	YES/NO	Date of decision if art. 214 is applied	Method used and under method 1, treatment of the undertaking
C0010	C0020	C0180	C0190	C0200	C0210	C0220	C0230	C0240	C0250	C0260
France	9695006J550U3B45JX37	100%	100%	100%	-	1	100%	1	-	10
France	969500K2MUPSI57XK083FR021504	53%	100%	53%	-	1	53%	1	-	10
France	969500K2MUPSI57XK083FR27066	96%	100%	96%	-	1	96%	1	-	10
France	969500K2MUPSI57XK083FR62157	41%	100%	41%	-	1	41%	1	-	10
France	969500K2MUPSI57XK083FR63228	85%	100%	85%	-	1	85%	1	-	10
France	969500K2MUPSI57XK083FR63383	49%	100%	49%	-	1	49%	1	-	10
France	969500K2MUPSI57XK083FR63384	100%	100%	100%	-	1	100%	1	-	10
France	969500K2MUPSI57XK083FR25693	90%	100%	90%	-	1	90%	1	-	10
France	969500K2MUPSI57XK083FR62063	55%	100%	55%	-	1	55%	1	-	10
France	969500K2MUPSI57XK083FR25657	100%	100%	100%	-	1	100%	1	-	10
France	969500K2MUPSI57XK083FR27824	70%	100%	70%	-	1	70%	1	-	10
France	969500273NZT7CU5RH14	100%	100%	100%	-	1	100%	1	-	10
France	969500K2MUPSI57XK083FR28531	61%	100%	61%	-	1	61%	1	-	10
France	9695001YZKZC1ISCAC45	96%	100%	96%	-	1	96%	1	-	10
France	969500K2MUPSI57XK083FR29520	56%	100%	56%	-	1	56%	1	-	10
France	969500QUPHT9D6L8DU44	25%	100%	25%	-	1	25%	1	-	10
France	969500K2MUPSI57XK083FR62062	97%	100%	97%	-	1	97%	1	-	10
France	969500K2MUPSI57XK083FR62061	99%	100%	99%	-	1	99%	1	-	10
France	969500K2MUPSI57XK083FR28508	100%	100%	100%	-	1	100%	1	-	10
France	969500K2MUPSI57XK083FR63234	100%	100%	100%	-	1	100%	1	-	10
France	969500K2MUPSI57XK083FR61937	86%	100%	86%	-	1	86%	1	-	10
France	969500K2MUPSI57XK083FR24567	77%	100%	77%	-	1	77%	1	-	10
Luxembourg	529900SQFJZNLOBO8Z15	28%	100%	28%	-	1	28%	1	-	10
France	969500GLZSLAOCJ3QR88	100%	100%	100%	-	1	100%	1	-	10
France	969500K2MUPSI57XK083FR16040	100%	100%	100%	-	1	100%	1	-	10
France	969500K2MUPSI57XK083FR29557	34%	100%	34%	-	1	34%	1	-	10
France	969500KUDYLRLG234P98	66%	100%	66%	-	1	66%	1	-	10
Luxembourg	529900EWOEFQ1N71HT86	62%	100%	62%	-	1	62%	1	-	10
Luxembourg	2221000CD5HRISG4GK83	18%	100%	18%	-	1	18%	1	-	10
France	969500K2MUPSI57XK083FR62221	86%	100%	86%	-	1	86%	1	-	10
France	969500ZBXTXTUDCG1485	95%	100%	95%	-	1	95%	1	-	10
France	9695007D45KSFTPUL759	79%	100%	79%	-	1	79%	1	-	10
France	969500OGV0USMHRZL725	39%	100%	39%	-	1	39%	1	-	10
France	969500EH32LDT6NBME75	99%	100%	99%	-	1	99%	1	-	10



Country	Identification code of the undertaking	Criteria of influence						Inclusion in the scope of Group supervision		Group solvency calculation
		% capital share	% used for the establishment of accounting consolidated accounts	% voting rights	Other criteria	Level of influence	Proportional share used for group solvency calculation	YES/NO	Date of decision if art. 214 is applied	Method used and under method 1, treatment of the undertaking
C0010	C0020	C0180	C0190	C0200	C0210	C0220	C0230	C0240	C0250	C0260
France	969500K2MUPSI57XK083FR62942	61%	100%	61%	-	1	61%	1	-	10
France	969500BVVMFYN2KR7588	98%	100%	98%	-	1	98%	1	-	10
France	9695005O2L3TH27H1O57	100%	100%	100%	-	1	100%	1	-	10
France	969500BQZCPK4SJVH76	69%	100%	69%	-	1	69%	1	-	10
France	969500K2MUPSI57XK083FR63438	78%	100%	78%	-	1	78%	1	-	10
France	969500EMUY3Q5KSLIY14	14%	100%	14%	-	1	14%	1	-	10
France	969500E6D9UXNGZW7H23	67%	100%	67%	-	1	67%	1	-	10
France	969500JHMO5LWYNR1K46	100%	100%	100%	-	1	100%	1	-	10
France	969500CDUOXA95WDCE78	38%	100%	38%	-	1	38%	1	-	10
France	969500TT01TZD6QEXQ88	31%	100%	31%	-	1	31%	1	-	10
France	9695001PT4PFKHZUHW89	56%	100%	56%	-	1	56%	1	-	10
France	9695008OY8ZORCCBAD19	65%	100%	65%	-	1	65%	1	-	10
France	969500X6V7BD8QY6QJ80	37%	100%	37%	-	1	37%	1	-	10
France	969500ZDR3ZVGFIRHL54	37%	100%	37%	-	1	37%	1	-	10
France	9695004X72P02LAF3B55	28%	100%	28%	-	1	28%	1	-	10
France	969500CQPNNUORDRPC72	100%	100%	100%	-	1	100%	1	-	10
France	9695008Q0AXFH7B2T758	100%	100%	100%	-	1	100%	1	-	10
France	969500MFEFTP8K8MCT24	100%	100%	100%	-	1	100%	1	-	10
France	969500A9HZ957VF5BT62	97%	100%	97%	-	1	97%	1	-	10
France	9695007B3H19MO2FZ223	95%	100%	95%	-	1	95%	1	-	10
France	969500G7AFP5DPIT6M11	97%	100%	97%	-	1	97%	1	-	10
France	9695008FQWLEE007OV97	100%	100%	100%	-	1	100%	1	-	10
France	969500K2MUPSI57XK083FR64769	100%	100%	100%	-	1	100%	1	-	10
France	969500K2MUPSI57XK083FR65060	94%	100%	94%	-	1	94%	1	-	10
France	969500BSRMBWGT4H5318	39%	100%	39%	-	1	39%	1	-	10
France	969500K2MUPSI57XK083FR65066	92%	100%	55%	-	1	55%	1	-	10
France	969500HEAL94Z0AMWF36	54%	100%	54%	-	1	54%	1	-	10
France	969500K2MUPSI57XK083FR64164	79%	100%	79%	-	1	79%	1	-	10
France	969500K2MUPSI57XK083FR29002	94%	100%	94%	-	1	94%	1	-	10
France	969500K2MUPSI57XK083LU65986	59%	100%	59%	-	1	59%	1	-	10
France	969500IEHSH1YWRJNL53	100%	100%	100%	-	1	100%	1	-	10
France	969500N5YU9JI2TASS90	100%	100%	100%	-	1	100%	1	-	10
France	96950036QLLQHQCZ777	33%	100%	33%	-	1	33%	1	-	10
France	969500K2MUPSI57XK083FR65990	86%	100%	86%	-	1	86%	1	-	10



Country	Identification code of the undertaking	Criteria of influence						Inclusion in the scope of Group supervision		Group solvency calculation
		% capital share	% used for the establishment of accounting consolidated accounts	% voting rights	Other criteria	Level of influence	Proportional share used for group solvency calculation	YES/NO	Date of decision if art. 214 is applied	Method used and under method 1, treatment of the undertaking
C0010	C0020	C0180	C0190	C0200	C0210	C0220	C0230	C0240	C0250	C0260
France	969500K2MUPSI57XK083FR65194	88%	100%	88%	-	1	88%	1	-	10
France	969500K2MUPSI57XK083FR66223	52%	100%	52%	-	1	52%	1	-	10
France	96950067IVORRBQYV116	61%	100%	61%	-	1	61%	1	-	10
France	969500BDZ40WMMHSQA64	54%	100%	54%	-	1	54%	1	-	10
France	9695009P8DZUJLQ30C97	28%	100%	28%	-	1	28%	1	-	10
France	969500IHWAC6K8X0S852	58%	100%	58%	-	1	58%	1	-	10
France	969500Z9QH8AOLHP5689	100%	100%	100%	-	1	100%	1	-	10
Luxembourg	969500K2MUPSI57XK083LU66247	8%	100%	8%	-	1	8%	1	-	10
Luxembourg	222100CLMMVM6D5EUX04	5%	100%	5%	-	1	5%	1	-	10
Luxembourg	222100ABBIBM1BE8222	43%	100%	43%	-	1	43%	1	-	10
France	969500YAAQABI64V5W27	45%	100%	45%	-	1	45%	1	-	10
France	969500GCNKY1VO87GJ10	43%	100%	43%	-	1	43%	1	-	10
France	969500XTNC8INHJW8V45	19%	100%	19%	-	1	19%	1	-	10
France	5493003YKTGCYJW6KE31	100%	100%	100%	-	1	100%	1	-	10
Luxembourg	549300HJDMO1LRN7KX18	100%	100%	100%	-	1	100%	1	-	10
Luxembourg	222100LU67GQT03SEE74	74%	100%	74%	-	1	74%	1	-	10
Luxembourg	549300GSNDOLOIIVWK17	25%	100%	25%	-	1	25%	1	-	10
Luxembourg	549300XNSHIM2WL4TM69	93%	100%	93%	-	1	93%	1	-	10
France	969500FINMF5IJTKWF42	38%	100%	38%	-	1	38%	1	-	10
Luxembourg	549300YV0FRW7N2G5V44	49%	100%	49%	-	1	49%	1	-	10
Luxembourg	549300RXDVRP16RPTZ95	76%	100%	76%	-	1	76%	1	-	10
France	969500R8GXYRDJ1FAF03	40%	100%	40%	-	1	40%	1	-	10
Luxembourg	549300NHETJ8TZESYV60	7%	100%	7%	-	1	7%	1	-	10
Luxembourg	529900LFY58YVU1ISY58	40%	100%	40%	-	1	40%	1	-	10
Luxembourg	549300ICWRHFZD5W6646	29%	100%	29%	-	1	29%	1	-	10
Luxembourg	549300ZIW4AJ7HC8UX68	61%	100%	61%	-	1	61%	1	-	10
Luxembourg	969500K2MUPSI57XK083LU66873	49%	100%	49%	-	1	49%	1	-	10
France	969500JPNDFR1QS00D13	97%	100%	97%	-	1	97%	1	-	10
Luxembourg	549300B1R0N20X3Z5K83	69%	100%	69%	-	1	69%	1	-	10
France	969500GTT6H284SY4U88	77%	100%	77%	-	1	77%	1	-	10
Luxembourg	549300OD7WDES3BYBD54	85%	100%	85%	-	1	85%	1	-	10
France	969500AT2IAVN8ZCM559	89%	100%	89%	-	1	89%	1	-	10
France	969500EZ0VZZE428PT36	84%	100%	84%	-	1	84%	1	-	10
France	9695009AF8R1H7DBZ77	34%	100%	34%	-	1	34%	1	-	10



Country	Identification code of the undertaking	Criteria of influence						Inclusion in the scope of Group supervision		Group solvency calculation
		% capital share	% used for the establishment of accounting consolidated accounts	% voting rights	Other criteria	Level of influence	Proportional share used for group solvency calculation	YES/NO	Date of decision if art. 214 is applied	Method used and under method 1, treatment of the undertaking
C0010	C0020	C0180	C0190	C0200	C0210	C0220	C0230	C0240	C0250	C0260
Luxembourg	549300HHP1HFPO4I5V06	90%	100%	90%	-	1	90%	1	-	10
France	9695002QW846T0A11652	86%	100%	86%	-	1	86%	1	-	10
France	969500P1LSL2K1VUBZ92	59%	100%	59%	-	1	59%	1	-	10
Luxembourg	549300ZLQH1YQKFE5F22	92%	100%	92%	-	1	92%	1	-	10
France	969500RMCQKE9TW3O31	87%	100%	87%	-	1	87%	1	-	10
Luxembourg	549300A75JSDJHNO0S41	90%	100%	90%	-	1	90%	1	-	10
Luxembourg	222100XI0NWGMIJQ5D49	49%	100%	49%	-	1	49%	1	-	10
France	549300DSBX32ZWWU0652	88%	100%	88%	-	1	88%	1	-	10
France	969500BH5PCVT7O8ER52	49%	100%	49%	-	1	49%	1	-	10
Luxembourg	549300R5QSNNNJBY1T17	57%	100%	57%	-	1	57%	1	-	10
Luxembourg	529900B6SPNCCKWSKB87	81%	100%	81%	-	1	81%	1	-	10
France	969500UR8HS1YKHRY277	81%	100%	81%	-	1	81%	1	-	10
Luxembourg	529900K18AF4GJLJFT38	67%	100%	67%	-	1	67%	1	-	10
France	969500HXPBDZEUYF530	58%	100%	58%	-	1	58%	1	-	10
France	969500KWTNY17905DC63	100%	100%	100%	-	1	100%	1	-	10
France	969500KP361LUUFQLK59	100%	100%	100%	-	1	100%	1	-	10
France	969500K2MUPSI57XK083FR62189	100%	100%	100%	-	1	100%	1	-	10
France	969500VSUWI8AMAFUP49	90%	100%	90%	-	1	90%	1	-	10
France	969500K2MUPSI57XK083FR05774	100%	100%	100%	-	1	100%	1	-	10
France	969500K2MUPSI57XK083FR05773	100%	100%	100%	-	1	100%	1	-	10
France	969500K2MUPSI57XK083FR05772	100%	100%	100%	-	1	100%	1	-	10
France	969500K2MUPSI57XK083FR66556	100%	100%	100%	-	1	100%	1	-	10
Luxembourg	549300FJP9G8S3T0EQ34	16%	100%	16%	-	1	16%	1	-	10
France	969500K2MUPSI57XK083FR66218	100%	100%	100%	-	1	100%	1	-	10
France	549300Y1J7CKL110B145	10%	100%	10%	-	1	10%	1	-	10
France	549300LSQ5T56F516810	36%	100%	36%	-	1	36%	1	-	10
France	969500K2MUPSI57XK083FR66159	59%	100%	59%	-	1	59%	1	-	10
France	969500K2MUPSI57XK083LU67326	96%	100%	96%	-	1	96%	1	-	10
France	969500UGWBXGL2HTKX31	100%	100%	100%	-	1	100%	1	-	10
France	969500K2MUPSI57XK083FR66713	95%	100%	95%	-	1	95%	1	-	10
France	549300G94XO1UF8XMQ66	92%	100%	92%	-	1	92%	1	-	10
France	96950074OIDW787YEX53	18%	100%	18%	-	1	18%	1	-	10
France	969500K2MUPSI57XK083IE67343	25%	100%	25%	-	1	25%	1	-	10
France	9845001B7FB0FB1FFF90	47%	100%	47%	-	1	47%	1	-	10



Country	Identification code of the undertaking	Criteria of influence						Inclusion in the scope of Group supervision		Group solvency calculation
		% capital share	% used for the establishment of accounting consolidated accounts	% voting rights	Other criteria	Level of influence	Proportional share used for group solvency calculation	YES/NO	Date of decision if art. 214 is applied	Method used and under method 1, treatment of the undertaking
C0010	C0020	C0180	C0190	C0200	C0210	C0220	C0230	C0240	C0250	C0260
France	969500K2MUPSI57XK083FR67321	87%	100%	87%	-	1	87%	1	-	10
France	969500IEVBMSC52FRW34	51%	100%	51%	-	1	51%	1	-	10
France	969500WT0200DVC5CA24	83%	100%	83%	-	1	83%	1	-	10
France	9695009GAZIRIBYMCQ72	14%	100%	14%	-	1	14%	1	-	10
France	969500ZQM8ABUD0SO333	51%	100%	51%	-	1	51%	1	-	10
France	969500K2MUPSI57XK083FR67320	100%	100%	100%	-	1	100%	1	-	10
France	2221005BT6ROFABD6U12	75%	100%	75%	-	1	75%	1	-	10
France	969500K2MUPSI57XK083LU67352	1%	100%	1%	-	1	1%	1	-	10
France	549300KZW6KQ7WLJO866	86%	100%	86%	-	1	86%	1	-	10
France	21380077NQ3X7JBSLR76	99%	100%	99%	-	1	99%	1	-	10
France	9695009O5W2KXSSIKP48	95%	100%	95%	-	1	95%	1	-	10
France	5299005NF8QOPNM5R647	82%	100%	82%	-	1	82%	1	-	10
France	969500KGUA2Y4YL7XW74	82%	100%	82%	-	1	82%	1	-	10
Luxembourg	213800FCWTCT5DJRFA98	24%	100%	24%	-	1	24%	1	-	10
France	9695002JWOF0IOHTTX11	65%	100%	65%	-	1	65%	1	-	10
France	969500R2VOZXFTRJTF74	1%	100%	1%	-	1	1%	1	-	10
Luxembourg	549300NVPKHQ4GBEVO50	29%	100%	29%	-	1	29%	1	-	10
Luxembourg	549300BN5NK5WLW1TH95	1%	100%	1%	-	1	1%	1	-	10
Luxembourg	549300ZD1W6MTTH0G211	92%	100%	92%	-	1	92%	1	-	10
Ireland	969500K2MUPSI57XK083IE67889	30%	100%	30%	-	1	30%	1	-	10
Luxembourg	969500K2MUPSI57XK083LU68199	34%	100%	34%	-	1	34%	1	-	10
Luxembourg	969500K2MUPSI57XK083LU68205	10%	100%	10%	-	1	10%	1	-	10
Luxembourg	969500K2MUPSI57XK083LU68207	46%	100%	46%	-	1	46%	1	-	10
Luxembourg	213800SJK7PMB1J5PU28	85%	100%	85%	-	1	85%	1	-	10
France	969500K2MUPSI57XK083FR69065	100%	100%	100%	-	1	100%	1	-	10
France	969500K2MUPSI57XK083FR68180	100%	100%	100%	-	1	100%	1	-	10
France	969500K2MUPSI57XK083FR68791	60%	100%	60%	-	1	60%	1	-	10
France	969500K2MUPSI57XK083FR69003	90%	100%	90%	-	1	90%	1	-	10
France	969500K2MUPSI57XK083FR69005	80%	100%	80%	-	1	80%	1	-	10
France	969500K2MUPSI57XK083FR69036	88%	100%	88%	-	1	88%	1	-	10
France	969500K2MUPSI57XK083LU69022	36%	100%	36%	-	1	36%	1	-	10
France	969500K2MUPSI57XK083LU69018	63%	100%	63%	-	1	63%	1	-	10
France	969500K2MUPSI57XK083LU67915	82%	100%	82%	-	1	82%	1	-	10
France	969500K2MUPSI57XK083LU69010	96%	100%	96%	-	1	96%	1	-	10



Country	Identification code of the undertaking	Criteria of influence						Inclusion in the scope of Group supervision		Group solvency calculation
		% capital share	% used for the establishment of accounting consolidated accounts	% voting rights	Other criteria	Level of influence	Proportional share used for group solvency calculation	YES/NO	Date of decision if art. 214 is applied	Method used and under method 1, treatment of the undertaking
C0010	C0020	C0180	C0190	C0200	C0210	C0220	C0230	C0240	C0250	C0260
Germany	969500K2MUPSI57XK083FR021249	100%	100%	100%	-	1	100%	1	-	10
France	969500YBFJ6VN6IOM002	100%	100%	100%	-	1	100%	1	-	10
France	969500K2MUPSI57XK083FR67759	62%	100%	62%	-	1	62%	1	-	10
France	969500K2MUPSI57XK083FR68461	93%	100%	93%	-	1	93%	1	-	10
France	969500K2MUPSI57XK083FR68215	100%	100%	100%	-	1	100%	1	-	10
France	969500K2MUPSI57XK083FR68494	92%	100%	92%	-	1	92%	1	-	10
France	969500K2MUPSI57XK083FR69640	58%	100%	58%	-	1	58%	1	-	10
France	969500M4YUJ8899PG058	98%	100%	98%	-	1	98%	1	-	10
France	969500K2MUPSI57XK083FR69583	100%	100%	100%	-	1	100%	1	-	10
Ireland	969500K2MUPSI57XK083IE69584	43%	100%	43%	-	1	43%	1	-	10
Luxembourg	969500K2MUPSI57XK083LU69585	49%	100%	49%	-	1	49%	1	-	10
Luxembourg	969500K2MUPSI57XK083LU69586	63%	100%	63%	-	1	63%	1	-	10
Luxembourg	969500K2MUPSI57XK083LU69587	99%	100%	99%	-	1	99%	1	-	10
Italy	5493007GIWMBEIUDV23	97%	100%	97%	-	1	97%	1	-	10
France	969500K2MUPSI57XK083FR28899	100%	100%	100%	-	1	100%	1	-	10
France	969500K2MUPSI57XK083FR28900	100%	100%	100%	-	1	100%	1	-	10
France	969500S88EZ9QOGX053	100%	100%	100%	-	1	100%	1	-	10
France	969500G43Q4BXYKA5119	80%	100%	80%	-	1	80%	1	-	10
France	9695003BX8IQ11OF0V08	80%	100%	80%	-	1	80%	1	-	10
France	969500VLQDRZ4MWAXU77	22%	100%	22%	-	1	22%	1	-	10
France	96950093O82E5U6EVQ24	100%	100%	100%	-	1	100%	1	-	10
France	9695003FWJEACHEZAM06	100%	100%	100%	-	1	100%	1	-	10
France	969500K2MUPSI57XK083FR67545	100%	100%	100%	-	1	100%	1	-	10
France	969500K2MUPSI57XK083FR22185	100%	100%	100%	-	1	100%	1	-	10
France	969500K2MUPSI57XK083FR08549	100%	100%	100%	-	1	100%	1	-	10
France	969500K2MUPSI57XK083FR22187	99%	100%	99%	-	1	99%	1	-	10
France	969500K2MUPSI57XK083FR16018	100%	100%	100%	-	1	100%	1	-	10
France	969500K2MUPSI57XK083FR16042	100%	100%	100%	-	1	100%	1	-	10
France	969500K2MUPSI57XK083FR16011	100%	100%	100%	-	1	100%	1	-	10
France	969500K2MUPSI57XK083FR16022	100%	100%	100%	-	1	100%	1	-	10
France	969500K2MUPSI57XK083FR16030	100%	100%	100%	-	1	100%	1	-	10
France	969500K2MUPSI57XK083FR22189	100%	100%	100%	-	1	100%	1	-	10
France	969500K2MUPSI57XK083FR24294	100%	100%	100%	-	1	100%	1	-	10
France	969500K2MUPSI57XK083FR24295	100%	100%	100%	-	1	100%	1	-	10



Country	Identification code of the undertaking	Criteria of influence						Inclusion in the scope of Group supervision		Group solvency calculation
		% capital share	% used for the establishment of accounting consolidated accounts	% voting rights	Other criteria	Level of influence	Proportional share used for group solvency calculation	YES/NO	Date of decision if art. 214 is applied	Method used and under method 1, treatment of the undertaking
C0010	C0020	C0180	C0190	C0200	C0210	C0220	C0230	C0240	C0250	C0260
France	969500K2MUPSI57XK083FR22191	100%	100%	100%	-	1	100%	1	-	10
France	969500K2MUPSI57XK083FR22199	100%	100%	100%	-	1	100%	1	-	10
France	969500K2MUPSI57XK083FR24282	100%	100%	100%	-	1	100%	1	-	10
France	969500K2MUPSI57XK083FR62958	100%	100%	100%	-	1	100%	1	-	10
France	969500K2MUPSI57XK083FR24296	100%	100%	100%	-	1	100%	1	-	10
France	969500K2MUPSI57XK083FR24297	100%	100%	100%	-	1	100%	1	-	10
France	969500K2MUPSI57XK083FR24298	100%	100%	100%	-	1	100%	1	-	10
France	969500K2MUPSI57XK083FR24299	100%	100%	100%	-	1	100%	1	-	10
France	969500K2MUPSI57XK083FR24302	100%	100%	100%	-	1	100%	1	-	10
France	969500K2MUPSI57XK083FR24303	100%	100%	100%	-	1	100%	1	-	10
France	969500K2MUPSI57XK083FR24306	100%	100%	100%	-	1	100%	1	-	10
France	969500K2MUPSI57XK083FR24308	100%	100%	100%	-	1	100%	1	-	10
France	969500K2MUPSI57XK083FR24309	100%	100%	100%	-	1	100%	1	-	10
France	969500K2MUPSI57XK083FR24310	100%	100%	100%	-	1	100%	1	-	10
France	969500K2MUPSI57XK083FR24311	100%	100%	100%	-	1	100%	1	-	10
France	969500K2MUPSI57XK083FR24319	100%	100%	100%	-	1	100%	1	-	10
France	969500K2MUPSI57XK083FR24317	100%	100%	100%	-	1	100%	1	-	10
France	969500K2MUPSI57XK083FR24321	100%	100%	100%	-	1	100%	1	-	10
France	969500K2MUPSI57XK083FR24322	100%	100%	100%	-	1	100%	1	-	10
France	969500K2MUPSI57XK083FR24316	100%	100%	100%	-	1	100%	1	-	10
France	969500K2MUPSI57XK083FR24315	100%	100%	100%	-	1	100%	1	-	10
France	969500K2MUPSI57XK083FR24326	100%	100%	100%	-	1	100%	1	-	10
France	969500K2MUPSI57XK083FR24328	100%	100%	100%	-	1	100%	1	-	10
France	969500K2MUPSI57XK083FR22203	100%	100%	100%	-	1	100%	1	-	10
France	969500K2MUPSI57XK083FR22204	100%	100%	100%	-	1	100%	1	-	10
France	969500K2MUPSI57XK083FR22206	100%	100%	100%	-	1	100%	1	-	10
France	969500K2MUPSI57XK083FR22212	100%	100%	100%	-	1	100%	1	-	10
France	969500K2MUPSI57XK083FR22213	100%	100%	100%	-	1	100%	1	-	10
France	969500K2MUPSI57XK083FR22215	100%	100%	100%	-	1	100%	1	-	10
France	969500K2MUPSI57XK083FR24244	100%	100%	100%	-	1	100%	1	-	10
France	969500K2MUPSI57XK083FR24245	100%	100%	100%	-	1	100%	1	-	10
France	969500K2MUPSI57XK083FR24246	100%	100%	100%	-	1	100%	1	-	10
France	969500K2MUPSI57XK083FR24247	100%	100%	100%	-	1	100%	1	-	10
France	969500K2MUPSI57XK083FR24249	100%	100%	100%	-	1	100%	1	-	10



Country	Identification code of the undertaking	Criteria of influence						Inclusion in the scope of Group supervision		Group solvency calculation
		% capital share	% used for the establishment of accounting consolidated accounts	% voting rights	Other criteria	Level of influence	Proportional share used for group solvency calculation	YES/NO	Date of decision if art. 214 is applied	Method used and under method 1, treatment of the undertaking
C0010	C0020	C0180	C0190	C0200	C0210	C0220	C0230	C0240	C0250	C0260
France	969500K2MUPSI57XK083FR24250	100%	100%	100%	-	1	100%	1	-	10
France	969500K2MUPSI57XK083FR24251	100%	100%	100%	-	1	100%	1	-	10
France	969500K2MUPSI57XK083FR24254	100%	100%	100%	-	1	100%	1	-	10
France	969500K2MUPSI57XK083FR24255	100%	100%	100%	-	1	100%	1	-	10
France	969500K2MUPSI57XK083FR22193	100%	100%	100%	-	1	100%	1	-	10
France	969500K2MUPSI57XK083FR24258	100%	100%	100%	-	1	100%	1	-	10
France	969500K2MUPSI57XK083FR24259	100%	100%	100%	-	1	100%	1	-	10
France	969500K2MUPSI57XK083FR24261	100%	100%	100%	-	1	100%	1	-	10
France	969500K2MUPSI57XK083FR24262	100%	100%	100%	-	1	100%	1	-	10
France	969500K2MUPSI57XK083FR24263	100%	100%	100%	-	1	100%	1	-	10
France	969500K2MUPSI57XK083FR22194	100%	100%	100%	-	1	100%	1	-	10
France	969500K2MUPSI57XK083FR24264	100%	100%	100%	-	1	100%	1	-	10
France	969500K2MUPSI57XK083FR24265	100%	100%	100%	-	1	100%	1	-	10
France	969500K2MUPSI57XK083FR24266	100%	100%	100%	-	1	100%	1	-	10
France	969500K2MUPSI57XK083FR24267	100%	100%	100%	-	1	100%	1	-	10
France	969500K2MUPSI57XK083FR24268	100%	100%	100%	-	1	100%	1	-	10
France	969500K2MUPSI57XK083FR24271	100%	100%	100%	-	1	100%	1	-	10
France	969500K2MUPSI57XK083FR24272	100%	100%	100%	-	1	100%	1	-	10
France	969500K2MUPSI57XK083FR24274	100%	100%	100%	-	1	100%	1	-	10
France	969500K2MUPSI57XK083FR24275	100%	100%	100%	-	1	100%	1	-	10
France	969500K2MUPSI57XK083FR24276	100%	100%	100%	-	1	100%	1	-	10
France	969500K2MUPSI57XK083FR24277	100%	100%	100%	-	1	100%	1	-	10
France	969500K2MUPSI57XK083FR24278	100%	100%	100%	-	1	100%	1	-	10
France	969500K2MUPSI57XK083FR24279	100%	100%	100%	-	1	100%	1	-	10
France	969500K2MUPSI57XK083FR24280	100%	100%	100%	-	1	100%	1	-	10
France	969500K2MUPSI57XK083FR24281	100%	100%	100%	-	1	100%	1	-	10
France	969500K2MUPSI57XK083FR24283	100%	100%	100%	-	1	100%	1	-	10
France	969500K2MUPSI57XK083FR24285	100%	100%	100%	-	1	100%	1	-	10
France	969500K2MUPSI57XK083FR24286	100%	100%	100%	-	1	100%	1	-	10
France	969500K2MUPSI57XK083FR24288	100%	100%	100%	-	1	100%	1	-	10
France	969500K2MUPSI57XK083FR24289	100%	100%	100%	-	1	100%	1	-	10
France	969500K2MUPSI57XK083FR24290	100%	100%	100%	-	1	100%	1	-	10
France	969500K2MUPSI57XK083FR24293	100%	100%	100%	-	1	100%	1	-	10
France	969500K2MUPSI57XK083FR22186	100%	100%	100%	-	1	100%	1	-	10



Country	Identification code of the undertaking	Criteria of influence						Inclusion in the scope of Group supervision		Group solvency calculation
		% capital share	% used for the establishment of accounting consolidated accounts	% voting rights	Other criteria	Level of influence	Proportional share used for group solvency calculation	YES/NO	Date of decision if art. 214 is applied	Method used and under method 1, treatment of the undertaking
C0010	C0020	C0180	C0190	C0200	C0210	C0220	C0230	C0240	C0250	C0260
France	969500K2MUPSI57XK083FR08725	100%	100%	100%	-	1	100%	1	-	10
France	969500K2MUPSI57XK083FR16017	99%	100%	99%	-	1	99%	1	-	10
France	969500K2MUPSI57XK083FR22175	100%	100%	100%	-	1	100%	1	-	10
France	969500K2MUPSI57XK083FR22207	100%	100%	100%	-	1	100%	1	-	10
France	969500K2MUPSI57XK083FR24284	100%	100%	100%	-	1	100%	1	-	10
France	969500K2MUPSI57XK083FR22208	100%	100%	100%	-	1	100%	1	-	10
France	969500K2MUPSI57XK083FR24334	100%	100%	100%	-	1	100%	1	-	10
France	969500K2MUPSI57XK083FR22195	100%	100%	100%	-	1	100%	1	-	10
France	969500K2MUPSI57XK083FR22202	100%	100%	100%	-	1	100%	1	-	10
France	969500K2MUPSI57XK083FR62130	70%	100%	70%	-	1	70%	1	-	10
France	969500K2MUPSI57XK083FR62133	70%	100%	70%	-	1	70%	1	-	10
France	969500K2MUPSI57XK083FR63103	90%	100%	90%	-	1	90%	1	-	10
France	969500K2MUPSI57XK083FR63097	100%	100%	100%	-	1	100%	1	-	10
France	969500K2MUPSI57XK083FR63102	100%	100%	100%	-	1	100%	1	-	10
France	969500K2MUPSI57XK083FR63557	100%	100%	100%	-	1	100%	1	-	10
France	969500K2MUPSI57XK083FR63558	100%	100%	100%	-	1	100%	1	-	10
France	969500K2MUPSI57XK083FR63568	100%	100%	100%	-	1	100%	1	-	10
France	969500K2MUPSI57XK083FR64121	100%	100%	100%	-	1	100%	1	-	10
France	969500K2MUPSI57XK083FR63803	100%	100%	100%	-	1	100%	1	-	10
France	969500K2MUPSI57XK083FR63801	100%	100%	100%	-	1	100%	1	-	10
France	969500K2MUPSI57XK083FR63800	95%	100%	95%	-	1	95%	1	-	10
France	969500K2MUPSI57XK083FR63797	95%	100%	95%	-	1	95%	1	-	10
France	969500K2MUPSI57XK083FR63104	90%	100%	90%	-	1	90%	1	-	10
France	969500K2MUPSI57XK083FR63798	95%	100%	95%	-	1	95%	1	-	10
France	969500K2MUPSI57XK083FR64106	100%	100%	100%	-	1	100%	1	-	10
France	969500K2MUPSI57XK083FR22197	100%	100%	100%	-	1	100%	1	-	10
France	969500K2MUPSI57XK083FR22196	100%	100%	100%	-	1	100%	1	-	10
France	969500K2MUPSI57XK083FR22190	100%	100%	100%	-	1	100%	1	-	10
France	969500K2MUPSI57XK083FR64122	100%	100%	100%	-	1	100%	1	-	10
France	969500K2MUPSI57XK083FR64123	100%	100%	100%	-	1	100%	1	-	10
France	969500K2MUPSI57XK083FR64124	100%	100%	100%	-	1	100%	1	-	10
France	969500K2MUPSI57XK083FR63095	100%	100%	100%	-	1	100%	1	-	10
France	969500K2MUPSI57XK083FR64125	100%	100%	100%	-	1	100%	1	-	10
France	969500K2MUPSI57XK083FR64126	100%	100%	100%	-	1	100%	1	-	10



Country	Identification code of the undertaking	Criteria of influence						Inclusion in the scope of Group supervision		Group solvency calculation
		% capital share	% used for the establishment of accounting consolidated accounts	% voting rights	Other criteria	Level of influence	Proportional share used for group solvency calculation	YES/NO	Date of decision if art. 214 is applied	Method used and under method 1, treatment of the undertaking
C0010	C0020	C0180	C0190	C0200	C0210	C0220	C0230	C0240	C0250	C0260
France	969500K2MUPSI57XK083FR64127	100%	100%	100%	-	1	100%	1	-	10
France	969500K2MUPSI57XK083FR64128	100%	100%	100%	-	1	100%	1	-	10
France	969500JPESQJZWQB5489	100%	100%	100%	-	1	100%	1	-	10
France	969500K2MUPSI57XK083FR24314	100%	100%	100%	-	1	100%	1	-	10
France	969500K2MUPSI57XK083FR62959	100%	100%	100%	-	1	100%	1	-	10
France	969500K2MUPSI57XK083FR64928	100%	100%	100%	-	1	100%	1	-	10
France	969500K2MUPSI57XK083FR22172	33%	33%	33%	-	1	33%	1	-	10
France	969500K2MUPSI57XK083FR22176	25%	25%	25%	-	1	25%	1	-	10
France	969500K2MUPSI57XK083FR60500	50%	50%	50%	-	1	50%	1	-	10
France	969500K2MUPSI57XK083FR60499	50%	50%	50%	-	1	50%	1	-	10
France	969500K2MUPSI57XK083FR28132	50%	50%	50%	-	1	50%	1	-	10
France	969500K2MUPSI57XK083FR63559	50%	50%	50%	-	1	50%	1	-	10
France	969500K2MUPSI57XK083FR61533	50%	50%	50%	-	1	50%	1	-	10
France	969500K2MUPSI57XK083LU62064	50%	50%	50%	-	1	50%	1	-	10
France	969500K2MUPSI57XK083FR22182	50%	50%	50%	-	1	50%	1	-	10
France	969500QKCXQLI4IAHX74	48%	48%	48%	-	1	48%	1	-	10
France	549300B6Y9HBF4JW6G85	33%	33%	33%	-	1	33%	1	-	10
France	969500K2MUPSI57XK083FR66719	50%	50%	50%	-	1	50%	1	-	10
France	969500K2MUPSI57XK083FR68078	49%	49%	49%	-	1	49%	1	-	10
France	969500K2MUPSI57XK083FR64950	65%	100%	65%	-	1	65%	1	-	10
France	969500K2MUPSI57XK083FR22178	100%	100%	100%	-	1	100%	1	-	10
France	969500K2MUPSI57XK083FR68079	49%	49%	49%	-	1	49%	1	-	10
Ireland	969500K2MUPSI57XK083IE61679	100%	100%	100%	-	1	100%	1	-	10
Ireland	969500K2MUPSI57XK083IE61680	100%	100%	100%	-	1	100%	1	-	10
Ireland	969500K2MUPSI57XK083IE61678	100%	100%	100%	-	1	100%	1	-	10
Ireland	969500K2MUPSI57XK083IE64510	100%	100%	100%	-	1	100%	1	-	10
Ireland	969500K2MUPSI57XK083IE63701	100%	100%	100%	-	1	100%	1	-	10
Ireland	969500K2MUPSI57XK083IE64686	100%	100%	100%	-	1	100%	1	-	10
Ireland	969500K2MUPSI57XK083IE64513	100%	100%	100%	-	1	100%	1	-	10
Ireland	969500K2MUPSI57XK083IE64516	100%	100%	100%	-	1	100%	1	-	10
Ireland	969500K2MUPSI57XK083IE63528	100%	100%	100%	-	1	100%	1	-	10
France	969500K2MUPSI57XK083FR30679	100%	100%	100%	-	1	100%	1	-	10
Luxembourg	969500K2MUPSI57XK083LU21705	100%	100%	100%	-	1	100%	1	-	10
France	969500K2MUPSI57XK083FR24312	65%	65%	100%	-	1	100%	1	-	10



Country	Identification code of the undertaking	Criteria of influence						Inclusion in the scope of Group supervision		Group solvency calculation
		% capital share	% used for the establishment of accounting consolidated accounts	% voting rights	Other criteria	Level of influence	Proportional share used for group solvency calculation	YES/NO	Date of decision if art. 214 is applied	Method used and under method 1, treatment of the undertaking
C0010	C0020	C0180	C0190	C0200	C0210	C0220	C0230	C0240	C0250	C0260
France	969500K2MUPSI57XK083FR63413	100%	100%	100%	-	1	100%	1	-	10
France	969500K2MUPSI57XK083FR00097	100%	100%	100%	-	1	100%	1	-	10
France	969500K2MUPSI57XK083FR20237	51%	51%	51%	-	1	51%	1	-	10
France	969500J2RDYILVNG7358	100%	100%	100%	-	1	100%	1	-	10
France	969500K2MUPSI57XK083FR29357	35%	35%	35%	-	1	35%	1	-	10
France	969500K2MUPSI57XK083FR29497	100%	100%	100%	-	1	100%	1	-	10
France	969500K2MUPSI57XK083FR60797	51%	51%	51%	-	1	51%	1	-	10
France	969500K2MUPSI57XK083FR16001	100%	100%	100%	-	1	100%	1	-	10
France	969500K2MUPSI57XK083FR63561	100%	100%	100%	-	1	100%	1	-	10
France	969500K2MUPSI57XK083FR63566	99%	99%	99%	-	1	99%	1	-	10
France	969500K2MUPSI57XK083FR63569	100%	100%	100%	-	1	100%	1	-	10
France	969500K2MUPSI57XK083FR24256	100%	100%	100%	-	1	100%	1	-	10
France	969500K2MUPSI57XK083FR24342	56%	56%	56%	-	1	56%	1	-	10
France	969500K2MUPSI57XK083FR22180	50%	50%	50%	-	1	50%	1	-	10
France	969500K2MUPSI57XK083FR63101	78%	78%	78%	-	1	78%	1	-	10
France	969500K2MUPSI57XK083FR63369	90%	90%	90%	-	1	90%	1	-	10
France	969500K2MUPSI57XK083FR64129	100%	100%	100%	-	1	100%	1	-	10
France	969500K2MUPSI57XK083FR64944	75%	75%	100%	-	1	100%	1	-	10
France	969500K2MUPSI57XK083FR64945	100%	100%	100%	-	1	100%	1	-	10
France	969500K2MUPSI57XK083FR64946	100%	100%	100%	-	1	100%	1	-	10
France	969500K2MUPSI57XK083FR64947	100%	100%	100%	-	1	100%	1	-	10
France	969500K2MUPSI57XK083FR64948	100%	100%	100%	-	1	100%	1	-	10
France	969500K2MUPSI57XK083FR64949	99%	99%	99%	-	1	99%	1	-	10
France	969500K2MUPSI57XK083FR64951	74%	74%	99%	-	1	99%	1	-	10
France	969500K2MUPSI57XK083FR08546	25%	25%	33%	-	1	33%	1	-	10
France	969500K2MUPSI57XK083FR14032	20%	20%	20%	-	1	20%	1	-	10
France	969500K2MUPSI57XK083FR22171	24%	24%	24%	-	1	24%	1	-	10
France	969500K2MUPSI57XK083FR08548	50%	50%	50%	-	1	50%	1	-	10
France	969500K2MUPSI57XK083FR22173	36%	36%	36%	-	1	36%	1	-	10
France	969500K2MUPSI57XK083FR30731	33%	33%	33%	-	1	33%	1	-	10
France	969500K2MUPSI57XK083FR63405	47%	47%	47%	-	1	47%	1	-	10
France	969500K2MUPSI57XK083FR66096	25%	25%	25%	-	1	25%	1	-	10
Luxembourg	969500K2MUPSI57XK083LU66122	20%	20%	20%	-	1	20%	1	-	10
France	969500K2MUPSI57XK083FR16023	100%	100%	100%	-	1	100%	1	-	10



Country	Identification code of the undertaking	Criteria of influence						Inclusion in the scope of Group supervision		Group solvency calculation
		% capital share	% used for the establishment of accounting consolidated accounts	% voting rights	Other criteria	Level of influence	Proportional share used for group solvency calculation	YES/NO	Date of decision if art. 214 is applied	Method used and under method 1, treatment of the undertaking
C0010	C0020	C0180	C0190	C0200	C0210	C0220	C0230	C0240	C0250	C0260
France	969500K2MUPSI57XK083FR16024	100%	100%	100%	-	1	100%	1	-	10
France	969500K2MUPSI57XK083FR16029	99%	99%	99%	-	1	99%	1	-	10
France	969500K2MUPSI57XK083FR16033	100%	100%	100%	-	1	100%	1	-	10
France	969500K2MUPSI57XK083FR16041	100%	100%	100%	-	1	100%	1	-	10
France	969500K2MUPSI57XK083FR24331	99%	99%	99%	-	1	99%	1	-	10
France	969500K2MUPSI57XK083FR28110	100%	100%	100%	-	1	100%	1	-	10
France	969500K2MUPSI57XK083FR63009	100%	100%	100%	-	1	100%	1	-	10
France	969500K2MUPSI57XK083FR63100	100%	100%	100%	-	1	100%	1	-	10
France	969500K2MUPSI57XK083FR65033	100%	100%	100%	-	1	100%	1	-	10
Italy	969500K2MUPSI57XK083IT66254	100%	100%	100%	-	1	100%	1	-	10
Belgium	969500K2MUPSI57XK083BE63044	80%	80%	80%	-	1	80%	1	-	10
Belgium	969500K2MUPSI57XK083BE63045	80%	80%	80%	-	1	80%	1	-	10
Belgium	969500K2MUPSI57XK083BE63832	80%	80%	80%	-	1	80%	1	-	10
Belgium	969500K2MUPSI57XK083BE63833	80%	80%	80%	-	1	80%	1	-	10
Belgium	969500K2MUPSI57XK083BE63835	80%	80%	80%	-	1	80%	1	-	10
Belgium	969500K2MUPSI57XK083BE63836	80%	80%	80%	-	1	80%	1	-	10
Belgium	969500K2MUPSI57XK083BE63837	80%	80%	80%	-	1	80%	1	-	10
Belgium	969500K2MUPSI57XK083BE63838	80%	80%	80%	-	1	80%	1	-	10
Belgium	969500K2MUPSI57XK083BE63839	80%	80%	80%	-	1	80%	1	-	10
Belgium	969500K2MUPSI57XK083BE63840	80%	80%	80%	-	1	80%	1	-	10
Belgium	969500K2MUPSI57XK083BE63841	80%	80%	80%	-	1	80%	1	-	10
Belgium	969500K2MUPSI57XK083BE63842	80%	80%	80%	-	1	80%	1	-	10
Belgium	969500K2MUPSI57XK083BE63843	80%	80%	80%	-	1	80%	1	-	10
Germany	969500K2MUPSI57XK083DE63046	80%	80%	80%	-	1	80%	1	-	10
Spain	969500K2MUPSI57XK083ES27665	51%	51%	51%	-	1	51%	1	-	10
Italy	969500K2MUPSI57XK083IT27667	51%	51%	51%	-	1	51%	1	-	10
France	969500K2MUPSI57XK083FR67929	50%	50%	50%	-	1	50%	1	-	10
France	969500K2MUPSI57XK083FR68213	100%	100%	100%	-	1	100%	1	-	10
France	969500K2MUPSI57XK083FR67139	74%	74%	99%	-	1	99%	1	-	10
France	969500K2MUPSI57XK083FR67140	99%	99%	99%	-	1	99%	1	-	10
France	969500K2MUPSI57XK083FR67141	99%	99%	99%	-	1	99%	1	-	10
France	969500K2MUPSI57XK083FR67142	99%	99%	99%	-	1	99%	1	-	10
France	969500K2MUPSI57XK083FR67143	74%	74%	99%	-	1	99%	1	-	10
France	969500K2MUPSI57XK083FR67144	99%	99%	99%	-	1	99%	1	-	10



Country	Identification code of the undertaking	Criteria of influence						Inclusion in the scope of Group supervision		Group solvency calculation
		% capital share	% used for the establishment of accounting consolidated accounts	% voting rights	Other criteria	Level of influence	Proportional share used for group solvency calculation	YES/NO	Date of decision if art. 214 is applied	Method used and under method 1, treatment of the undertaking
C0010	C0020	C0180	C0190	C0200	C0210	C0220	C0230	C0240	C0250	C0260
France	969500K2MUPSI57XK083FR67145	99%	99%	99%	-	1	99%	1	-	10
France	969500K2MUPSI57XK083FR67146	99%	99%	99%	-	1	99%	1	-	10
France	969500K2MUPSI57XK083FR67355	99%	99%	99%	-	1	99%	1	-	10
France	969500K2MUPSI57XK083FR67356	99%	99%	99%	-	1	99%	1	-	10
France	969500K2MUPSI57XK083FR67357	99%	99%	99%	-	1	99%	1	-	10
France	969500K2MUPSI57XK083FR67358	99%	99%	99%	-	1	99%	1	-	10
France	969500K2MUPSI57XK083FR67359	99%	99%	99%	-	1	99%	1	-	10
France	969500K2MUPSI57XK083FR67360	99%	99%	99%	-	1	99%	1	-	10
France	969500K2MUPSI57XK083FR67361	99%	99%	99%	-	1	99%	1	-	10
France	969500K2MUPSI57XK083FR67362	99%	99%	99%	-	1	99%	1	-	10
France	969500K2MUPSI57XK083FR67363	99%	99%	99%	-	1	99%	1	-	10
France	969500K2MUPSI57XK083FR67364	99%	99%	99%	-	1	99%	1	-	10
France	969500K2MUPSI57XK083FR67376	99%	99%	99%	-	1	99%	1	-	10
France	969500K2MUPSI57XK083FR28081	60%	60%	60%	-	1	60%	1	-	10
France	969500K2MUPSI57XK083FR67511	100%	100%	100%	-	1	100%	1	-	10
France	969500AVODZ5UV874P48	100%	100%	100%	-	1	100%	1	-	10
Luxembourg	549300M6DMUC7H67PU05	69%	69%	69%	-	1	69%	1	-	10
France	969500K2MUPSI57XK083FR30209	96%	96%	96%	-	1	96%	1	-	10
France	969500V216U5FVKE4F10	100%	100%	100%	-	1	100%	1	-	10
France	969500K2MUPSI57XK083FR30562	100%	100%	100%	-	1	100%	1	-	10
France	969500K2MUPSI57XK083FR60387	50%	50%	50%	-	1	50%	1	-	10
France	969500K2MUPSI57XK083FR64390	100%	100%	100%	-	1	100%	1	-	10
France	969500K2MUPSI57XK083FR66084	100%	100%	100%	-	1	100%	1	-	10
France	969500HRW2W6V6R7TL66	100%	100%	67%	-	1	67%	1	-	10
France	969500JUUJ97K0FI27Y85	91%	91%	91%	-	1	91%	1	-	10
France	969500K2MUPSI57XK083FR67528	100%	100%	70%	-	1	70%	1	-	10
France	969500K2MUPSI57XK083FR67134	50%	50%	53%	-	1	53%	1	-	10
France	969500K2MUPSI57XK083FR67515	100%	100%	100%	-	1	100%	1	-	10
France	969500K2MUPSI57XK083FR67380	100%	100%	100%	-	1	100%	1	-	10
France	969500D6DCHAI0KCDH96	100%	100%	100%	-	1	100%	1	-	10
France	969500K2MUPSI57XK083FR67513	89%	89%	87%	-	1	87%	1	-	10
NETHERLANDS ANTILLES	969500K2MUPSI57XK083AN29797	58%	58%	50%	-	1	50%	1	-	10
France	969500XE3X4ETZMLLJ51	100%	100%	100%	-	1	100%	1	-	10



Country	Identification code of the undertaking	Criteria of influence						Inclusion in the scope of Group supervision		Group solvency calculation
		% capital share	% used for the establishment of accounting consolidated accounts	% voting rights	Other criteria	Level of influence	Proportional share used for group solvency calculation	YES/NO	Date of decision if art. 214 is applied	Method used and under method 1, treatment of the undertaking
C0010	C0020	C0180	C0190	C0200	C0210	C0220	C0230	C0240	C0250	C0260
France	969500K2MUPSI57XK083FR66174	100%	100%	100%	-	1	100%	1	-	10
France	969500K2MUPSI57XK083FR66538	100%	100%	100%	-	1	100%	1	-	10
France	969500K2MUPSI57XK083FR66628	100%	100%	100%	-	1	100%	1	-	10
France	969500K2MUPSI57XK083FR66630	44%	44%	44%	-	1	44%	1	-	10
Luxembourg	969500K2MUPSI57XK083LU66887	41%	41%	42%	-	1	42%	1	-	10
France	969500BQ17ZLAGFNE838	100%	100%	97%	-	1	97%	1	-	10
France	969500R2G4TYJSA4VQ57	100%	100%	98%	-	1	98%	1	-	10
France	96950098MV6OXMNMDJ92	100%	100%	97%	-	1	97%	1	-	10
Luxembourg	969500K2MUPSI57XK083LU66614	100%	100%	100%	-	1	100%	1	-	10
Luxembourg	969500K2MUPSI57XK083LU68209	7%	7%	7%	-	1	7%	1	-	10
France	969500M5K22JQ64PAG87	100%	100%	92%	-	1	92%	1	-	10
France	969500UL8E43FQS4NK06	40%	40%	40%	-	1	40%	1	-	10
France	969500K2MUPSI57XK083FR025389	90%	90%	96%	-	1	96%	1	-	10
France	969500VG7W0EK37FIN49	39%	39%	47%	-	1	47%	1	-	10
France	969500K2MUPSI57XK083FR64772	100%	100%	100%	-	1	100%	1	-	10
France	969500K2MUPSI57XK083FR65264	93%	93%	90%	-	1	90%	1	-	10
France	969500K2MUPSI57XK083FR67519	90%	90%	88%	-	1	88%	1	-	10
France	969500K2MUPSI57XK083FR67546	39%	39%	39%	-	1	39%	1	-	10
Italy	969500K2MUPSI57XK083IT67090	100%	100%	100%	-	1	100%	1	-	10
France	969500K2MUPSI57XK083FR67756	100%	100%	100%	-	1	100%	1	-	10
France	969500K2MUPSI57XK083FR67757	100%	100%	100%	-	1	100%	1	-	10
France	9695006V0AQW4I99CI34	95%	95%	100%	-	1	100%	1	-	10
France	969500K2MUPSI57XK083FR67772	93%	93%	83%	-	1	83%	1	-	10
France	969500K2MUPSI57XK083FR67879	48%	48%	48%	-	1	48%	1	-	10
France	969500K2MUPSI57XK083FR67887	55%	55%	55%	-	1	55%	1	-	10
France	969500K2MUPSI57XK083FR67931	64%	64%	64%	-	1	64%	1	-	10
France	969500K2MUPSI57XK083FR68160	78%	78%	62%	-	1	62%	1	-	10
France	969500K2MUPSI57XK083FR68161	100%	100%	100%	-	1	100%	1	-	10
France	9695005VWNPZYFEANJ53	75%	75%	70%	-	1	70%	1	-	10
France	969500K2MUPSI57XK083FR68168	87%	87%	79%	-	1	79%	1	-	10
France	969500K2MUPSI57XK083FR68171	100%	100%	100%	-	1	100%	1	-	10
France	969500K2MUPSI57XK083FR68173	100%	100%	96%	-	1	96%	1	-	10
France	969500K2MUPSI57XK083FR68175	93%	93%	91%	-	1	91%	1	-	10
France	969500K2MUPSI57XK083FR68177	30%	30%	30%	-	1	30%	1	-	10



Country	Identification code of the undertaking	Criteria of influence						Inclusion in the scope of Group supervision		Group solvency calculation
		% capital share	% used for the establishment of accounting consolidated accounts	% voting rights	Other criteria	Level of influence	Proportional share used for group solvency calculation	YES/NO	Date of decision if art. 214 is applied	Method used and under method 1, treatment of the undertaking
C0010	C0020	C0180	C0190	C0200	C0210	C0220	C0230	C0240	C0250	C0260
France	969500K2MUPSI57XK083FR68184	91%	91%	91%	-	1	91%	1	-	10
France	969500K2MUPSI57XK083FR68185	68%	68%	68%	-	1	68%	1	-	10
France	969500K2MUPSI57XK083IT67788	100%	100%	100%	-	1	100%	1	-	10
Japan	969500K2MUPSI57XK083JP67932	99%	99%	99%	-	1	99%	1	-	10
Japan	969500K2MUPSI57XK083JP67933	43%	43%	49%	-	1	49%	1	-	10
Japan	969500K2MUPSI57XK083JP68191	54%	54%	5%	-	1	5%	1	-	10
Japan	969500K2MUPSI57XK083JP68192	4%	4%	4%	-	1	4%	1	-	10
Luxembourg	969500K2MUPSI57XK083LU68196	28%	28%	28%	-	1	28%	1	-	10
France	969500K2MUPSI57XK083FR021680	90%	90%	86%	-	1	86%	1	-	10
France	969500K2MUPSI57XK083FR61164	100%	100%	100%	-	1	100%	1	-	10
France	969500K2MUPSI57XK083FR63576	100%	100%	100%	-	1	100%	1	-	10
Luxembourg	969500K2MUPSI57XK083FR67241	42%	42%	42%	-	1	42%	1	-	10
France	969500K2MUPSI57XK083FR68439	100%	100%	100%	-	1	100%	1	-	10
France	969500K2MUPSI57XK083FR68600	100%	100%	100%	-	1	100%	1	-	10
France	969500K2MUPSI57XK083FR68606	100%	100%	100%	-	1	100%	1	-	10
France	969500K2MUPSI57XK083FR68774	55%	55%	61%	-	1	61%	1	-	10
France	969500K2MUPSI57XK083FR68775	100%	100%	100%	-	1	100%	1	-	10
France	969500K2MUPSI57XK083FR68785	88%	88%	88%	-	1	88%	1	-	10
France	969500K2MUPSI57XK083FR68794	94%	94%	94%	-	1	94%	1	-	10
France	969500K2MUPSI57XK083FR69001	96%	96%	96%	-	1	96%	1	-	10
France	969500K2MUPSI57XK083FR69002	75%	75%	100%	-	1	100%	1	-	10
France	969500K2MUPSI57XK083FR69004	93%	93%	93%	-	1	93%	1	-	10
France	969500K2MUPSI57XK083FR69006	100%	100%	100%	-	1	100%	1	-	10
France	969500K2MUPSI57XK083FR69031	81%	81%	55%	-	1	55%	1	-	10
France	969500K2MUPSI57XK083FR69032	91%	91%	58%	-	1	58%	1	-	10
France	969500K2MUPSI57XK083FR69034	100%	100%	100%	-	1	100%	1	-	10
France	969500K2MUPSI57XK083FR69038	100%	100%	100%	-	1	100%	1	-	10
France	969500K2MUPSI57XK083FR69039	100%	100%	100%	-	1	100%	1	-	10
France	969500K2MUPSI57XK083FR69040	51%	51%	51%	-	1	51%	1	-	10
France	969500K2MUPSI57XK083FR69042	47%	47%	73%	-	1	73%	1	-	10
France	969500K2MUPSI57XK083FR69043	99%	99%	99%	-	1	99%	1	-	10
France	969500K2MUPSI57XK083FR69044	100%	100%	100%	-	1	100%	1	-	10
France	969500K2MUPSI57XK083FR69045	100%	100%	100%	-	1	100%	1	-	10
France	969500K2MUPSI57XK083FR69046	100%	100%	96%	-	1	96%	1	-	10



Country	Identification code of the undertaking	Criteria of influence						Inclusion in the scope of Group supervision		Group solvency calculation
		% capital share	% used for the establishment of accounting consolidated accounts	% voting rights	Other criteria	Level of influence	Proportional share used for group solvency calculation	YES/NO	Date of decision if art. 214 is applied	Method used and under method 1, treatment of the undertaking
C0010	C0020	C0180	C0190	C0200	C0210	C0220	C0230	C0240	C0250	C0260
France	969500K2MUPSI57XK083FR69048	100%	100%	100%	-	1	100%	1	-	10
France	969500K2MUPSI57XK083FR69049	100%	100%	100%	-	1	100%	1	-	10
France	969500K2MUPSI57XK083FR69054	100%	100%	100%	-	1	100%	1	-	10
Italy	969500K2MUPSI57XK083IT66632	100%	100%	100%	-	1	100%	1	-	10
Luxembourg	969500K2MUPSI57XK083LU66849	100%	100%	100%	-	1	100%	1	-	10
France	969500K2MUPSI57XK083FR66171	50%	50%	50%	-	1	50%	1	-	10
France	969500K2MUPSI57XK083FR67382	42%	42%	42%	-	1	42%	1	-	10
France	969500K2MUPSI57XK083FR27729	50%	50%	50%	-	1	50%	1	-	10
France	969500K2MUPSI57XK083FR27730	50%	50%	50%	-	1	50%	1	-	10
France	969500K2MUPSI57XK083FR27733	50%	50%	50%	-	1	50%	1	-	10
France	969500K2MUPSI57XK083FR63266	100%	100%	80%	-	1	80%	1	-	10
Luxembourg	969500K2MUPSI57XK083LU69012	99%	99%	85%	-	1	85%	1	-	10
Luxembourg	969500K2MUPSI57XK083LU69013	98%	98%	98%	-	1	98%	1	-	10
Luxembourg	969500K2MUPSI57XK083LU69015	100%	100%	94%	-	1	94%	1	-	10
Luxembourg	969500K2MUPSI57XK083LU69016	100%	100%	96%	-	1	96%	1	-	10
Italy	969500K2MUPSI57XK083IT69662	65%	65%	0%	-	1	0%	1	-	10
Italy	969500K2MUPSI57XK083IT69664	65%	65%	0%	-	1	0%	1	-	10
Italy	969500K2MUPSI57XK083IT69665	65%	65%	0%	-	1	0%	1	-	10
Luxembourg	969500K2MUPSI57XK083LU67550	75%	75%	0%	-	1	0%	1	-	10
France	969500K2MUPSI57XK083FR69630	100%	100%	0%	-	1	0%	1	-	10
France	969500K2MUPSI57XK083FR69631	12%	12%	0%	-	1	0%	1	-	10
France	969500K2MUPSI57XK083FR28831	42%	42%	0%	-	1	0%	1	-	10
France	969500K2MUPSI57XK083FR30210	100%	100%	0%	-	1	0%	1	-	10
France	969500K2MUPSI57XK083FR67753	97%	97%	0%	-	1	0%	1	-	10
France	969500K2MUPSI57XK083FR69191	45%	45%	0%	-	1	0%	1	-	10
France	969500K2MUPSI57XK083FR69591	97%	97%	0%	-	1	0%	1	-	10
France	969500K2MUPSI57XK083FR69599	98%	98%	0%	-	1	0%	1	-	10
France	969500K2MUPSI57XK083FR69603	44%	44%	0%	-	1	0%	1	-	10
France	969500K2MUPSI57XK083FR69604	98%	98%	0%	-	1	0%	1	-	10
France	969500K2MUPSI57XK083FR69637	90%	90%	0%	-	1	0%	1	-	10
France	969500K2MUPSI57XK083FR69638	100%	100%	0%	-	1	0%	1	-	10
Italy	969500K2MUPSI57XK083IT69627	100%	100%	0%	-	1	0%	1	-	10
France	9695009PRPLJ3D51CG18	15%	15%	0%	-	1	0%	1	-	10
France	969500K2MUPSI57XK083FR27090	40%	40%	0%	-	1	0%	1	-	10



Country	Identification code of the undertaking	Criteria of influence						Inclusion in the scope of Group supervision		Group solvency calculation
		% capital share	% used for the establishment of accounting consolidated accounts	% voting rights	Other criteria	Level of influence	Proportional share used for group solvency calculation	YES/NO	Date of decision if art. 214 is applied	Method used and under method 1, treatment of the undertaking
C0010	C0020	C0180	C0190	C0200	C0210	C0220	C0230	C0240	C0250	C0260
France	969500K2MUPSI57XK083FR69198	100%	100%	0%	-	1	0%	1	-	10
France	969500K2MUPSI57XK083FR69199	100%	100%	0%	-	1	0%	1	-	10
France	969500K2MUPSI57XK083FR69590	99%	99%	0%	-	1	0%	1	-	10
France	969500K2MUPSI57XK083FR69593	100%	100%	0%	-	1	0%	1	-	10
France	969500K2MUPSI57XK083FR69598	98%	98%	0%	-	1	0%	1	-	10
France	969500K2MUPSI57XK083FR69600	98%	98%	0%	-	1	0%	1	-	10
France	969500K2MUPSI57XK083FR69602	68%	68%	0%	-	1	0%	1	-	10
France	969500K2MUPSI57XK083FR69605	79%	79%	0%	-	1	0%	1	-	10
France	969500K2MUPSI57XK083FR69606	76%	76%	0%	-	1	0%	1	-	10
France	969500K2MUPSI57XK083FR69607	99%	99%	0%	-	1	0%	1	-	10
France	969500K2MUPSI57XK083FR69609	73%	73%	0%	-	1	0%	1	-	10
France	969500K2MUPSI57XK083FR69623	78%	78%	0%	-	1	0%	1	-	10
France	969500K2MUPSI57XK083FR69624	97%	97%	0%	-	1	0%	1	-	10
Ireland	969500K2MUPSI57XK083IE67891	47%	47%	0%	-	1	0%	1	-	10
Luxembourg	969500K2MUPSI57XK083LU27826	94%	94%	0%	-	1	0%	1	-	10
Luxembourg	969500K2MUPSI57XK083LU28530	59%	59%	0%	-	1	0%	1	-	10
Luxembourg	969500K2MUPSI57XK083LU67329	100%	100%	0%	-	1	0%	1	-	10
Luxembourg	969500K2MUPSI57XK083LU67531	74%	74%	0%	-	1	0%	1	-	10
Luxembourg	969500K2MUPSI57XK083LU69610	54%	54%	0%	-	1	0%	1	-	10
Luxembourg	969500K2MUPSI57XK083LU69612	55%	55%	0%	-	1	0%	1	-	10
Luxembourg	969500K2MUPSI57XK083LU96925	100%	100%	0%	-	1	0%	1	-	10
Luxembourg	969500K2MUPSI57XK083LU69626	57%	57%	0%	-	1	0%	1	-	10
Luxembourg	969500K2MUPSI57XK083LU69055	100%	100%	100%	-	1	100%	1	-	10
Luxembourg	969500K2MUPSI57XK083LU69068	100%	100%	100%	-	1	100%	1	-	10
Spain	969500K2MUPSI57XK083ES69072	40%	40%	40%	-	1	40%	1	-	10
France	969500K2MUPSI57XK083FR67927	21%	0%	21%	-	1	21%	1	-	10
France	969500K2MUPSI57XK083FR30741	30%	0%	30%	-	1	30%	1	-	10
France	969500S78AOSW8IA9I54	21%	0%	21%	-	1	21%	1	-	10
France	969500D688JIO5UESX62	22%	0%	22%	-	1	22%	1	-	10



Company type	<ul style="list-style-type: none"> 1 - Life insurance undertaking 2 - Non life insurance undertaking 3 - Reinsurance undertaking 4 - Composite undertaking 5 - Insurance holding company as defined in Article 212(1) (f) of Directive 2009/138/EC 6 - Mixed-activity insurance holding company as defined in Article 212(1) (g) of Directive 2009/138/EC 7 - Mixed financial holding company as defined in Article 212 (1)(h) of Directive 2009/138/EC 8 - Credit institution, investment firm and financial institution 9 - Institution for occupational retirement provision 10 - Ancillary services undertaking as defined in Article 1 (53) of Delegated Regulation (EU) 2015/35 11 - Non-regulated undertaking carrying out financial activities as defined in Article 1 (52) of Delegated Regulation (EU) 2015/35 12 - Special purpose vehicle authorised in accordance with Article 211 of Directive 2009/138/EC 13 - Special purpose vehicle other than special purpose vehicle authorised in accordance with Art. 211 of Directive 2009/138/EC 14 - UCITS management companies as defined in Article 1 (54) of Delegated Regulation (EU) 2015/35 15 - Alternative investment funds managers as defined in Article 1 (55) of Delegated Regulation (EU) 2015/35 99 - Other
Catégorie (mutual/non-mutal)	<ul style="list-style-type: none"> 1 - Mutual 2 - Non mutual
Degree of influence	<ul style="list-style-type: none"> 1 - Dominant 2 - Significant
Inclusion in the Group's scope	<ul style="list-style-type: none"> 1 - Included in the scope 2 - Not included in the scope (art. 214, paragraph 2, a) 3 - Not included in the scope (art. 214, paragraph 2, b) 4 - Not included in the scope (art. 214, paragraph 2, c)
Method used, and if first method, treatment of the company	<ul style="list-style-type: none"> 1 - Method 1: Full consolidation 2 - Method 1: Proportional consolidation 3 - Method 1: Adjusted equity method 4 - Method 1: Sectoral rules 5 - Method 2: Solvency II 6 - Method 2: Other sectoral Rules 7 - Method 2: Local rules 8 - Deduction of the participation in relation to article 229 of Directive 2009/138/EC 9 - No inclusion in the scope of group supervision as defined in Art. 214 Directive 2009/138/EC 10 - Other method

AGIR CHAQUE JOUR DANS VOTRE INTÉRÊT
ET CELUI DE LA SOCIÉTÉ



ASSURANCES

Crédit Agricole Assurances, a French limited company with share capital of €1,490,403,670
Headquarters: 16-18, boulevard de Vaugirard 75015 Paris
Paris Trade and Company Registry N°451 746 077

www.ca-assurances.com